

COUNTY HEALTH RANKINGS & ROADMAPS: CIVIC HEALTH & YOUR HEALTH

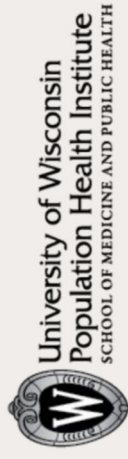
*The Inaugural Lark Galloway Gilliam Distinguished
Lecture*

Ericka Burroughs-Girardi

October 29, 2024

countyhealthrankings.org

Support
provided by





County Health
Rankings & Roadmaps

County Health Rankings & Roadmaps is a collaboration between the Robert Wood Johnson Foundation and the University of Wisconsin Population Health Institute.

countyhealthrankings.org

THE QUESTIONS WE EXPLORE IN OUR WORK



What factors influence our health?



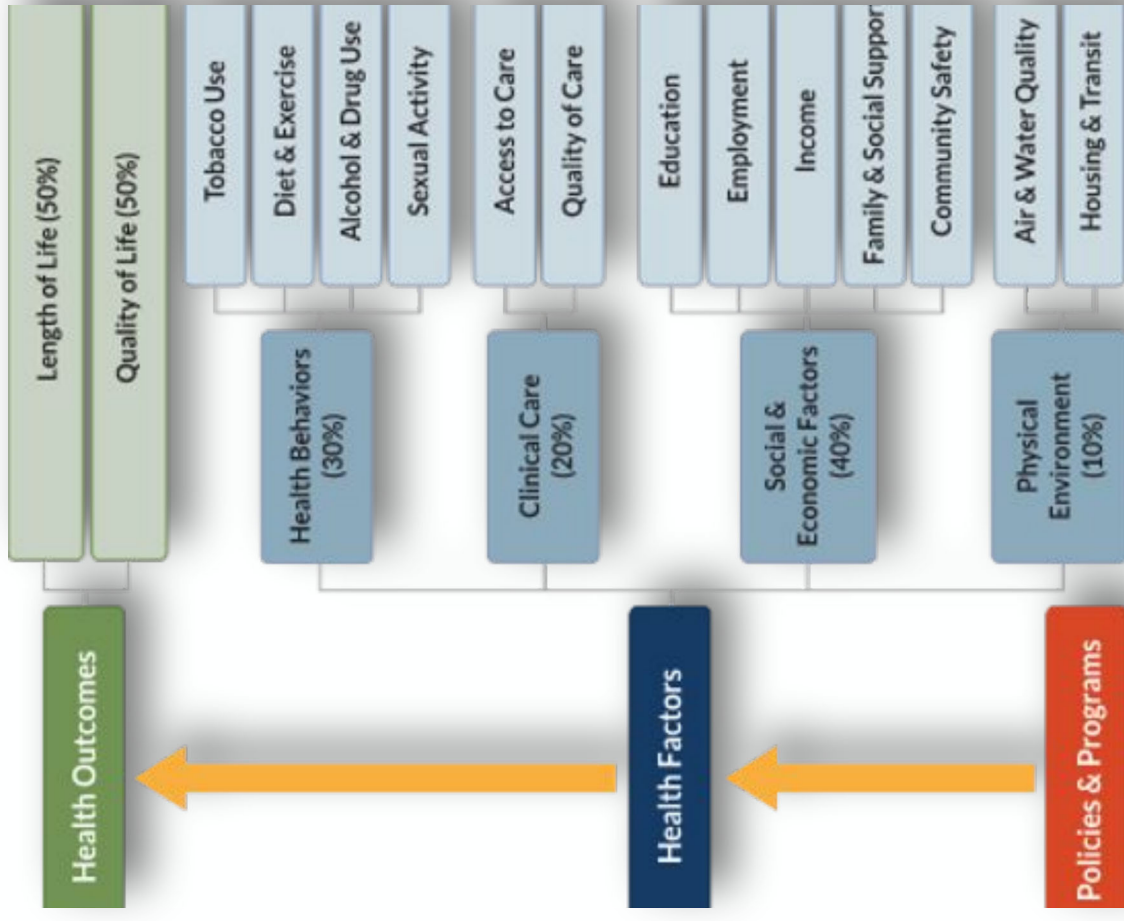
How can we create opportunities for everyone to live long and live well?



County Health
Rankings & Roadmaps

COUNTY HEALTH RANKINGS MODEL

©2014 UWPHI






County Health
Rankings & Roadmaps

UPSTREAM: SOCIAL DETERMINANTS OF HEALTH





FURTHER UPSTREAM: STRUCTURAL DETERMINANTS OF HEALTH



- ▶ **Laws**
- ▶ **Policies**
- ▶ **Beliefs**
- ▶ **Worldviews/Narratives**



WHO SHAPES SOCIETY'S RULES?



Photo by Hansjörg Keller on Unsplash

- ▶ People/groups who hold more
 - power shape society's rules.
 - determine how those rules are applied based on their values and beliefs..
 - they determine who should reap the rewards and who bears the cost.



County Health
Rankings & Roadmaps

PEOPLE & PLACES THRIVE WHEN EVERYONE CAN PARTICIPATE





2024 NATIONAL FINDINGS REPORT: CIVIC HEALTH

- ▶ Civic infrastructure provides us with **spaces** to meet, make our voices heard, engage in cultural activities and assure belonging.
- ▶ Civic participation includes the **ways** people engage in community life to improve conditions, whether through voting, advocacy, volunteering, mentoring or participating in unions so that their work can meet their basic needs.



CIVIC HEALTH OPPORTUNITIES ARE NOT EQUAL

- ▶ The healthiest counties have well-resourced civic infrastructure, including access to local news, broadband and public libraries, compared to counties among the least healthy.
- ▶ Counties with well-resourced civic infrastructure also offer more social and economic opportunity for good health and have higher rates of participation, such as voter turnout or union membership.





CIVIC HEALTH MEASURES

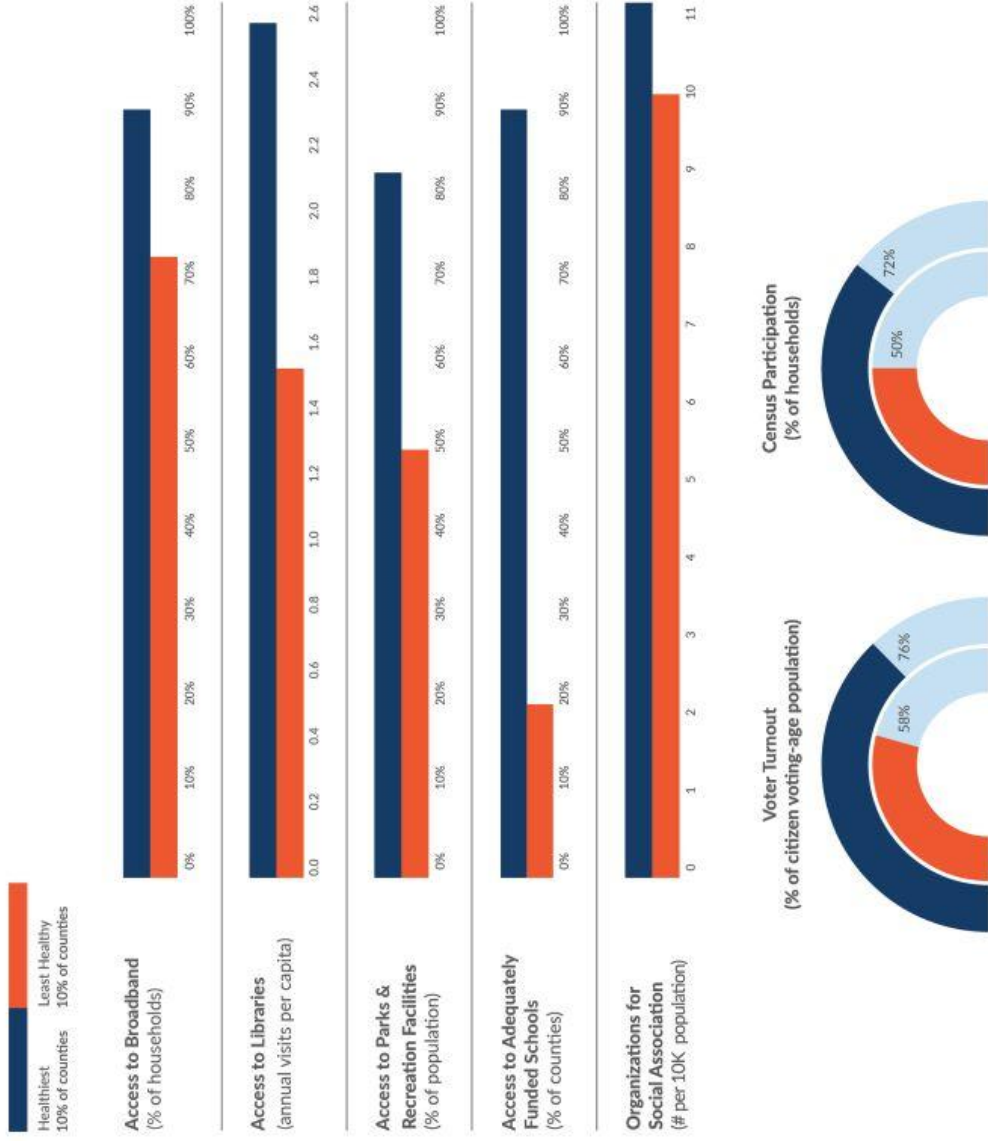
- ▶ **Voter turnout**
 - % of citizen population aged 18 or older who voted in the 2020 U.S. Presidential election.
- ▶ **Census participation**
 - % of all households that self-responded to the 2020 census.

**Check out the values for your county at
countyhealthrankings.org/health-data**



► A look at differences in measures of civic infrastructure and participation between the healthiest least healthy counties

Civic Infrastructure and Civic Participation Among Healthiest and Least Healthy Counties



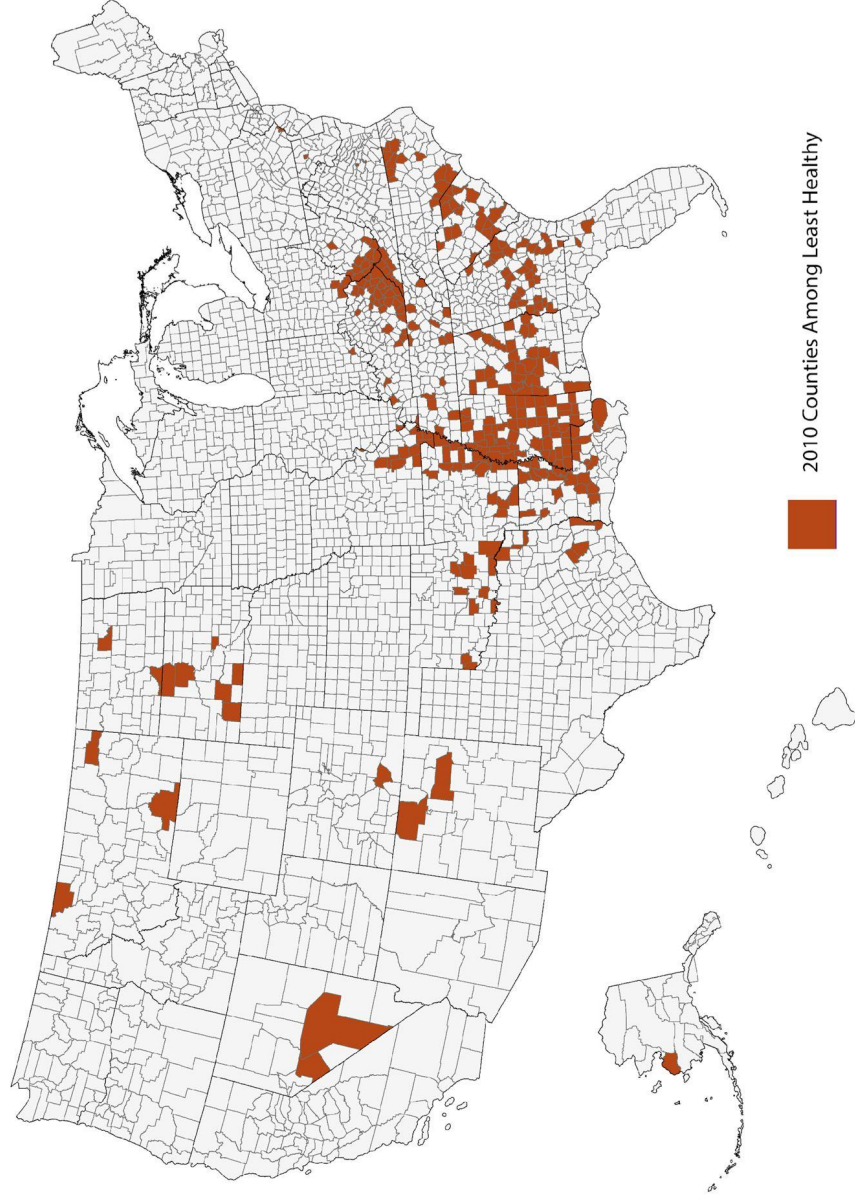
Data sources: American Community Survey; Public Libraries Survey; Environmental Public Health Tracking Network; School Financial Indicators Database; County Business Patterns; Census Operational Quality Metrics; MIT Election Data and Science Lab; 2023 CHR&R Dataset



County Health
Rankings & Roadmaps

2010

Counties Among the Least Healthy for Outcome Measures (Rankings 2010)



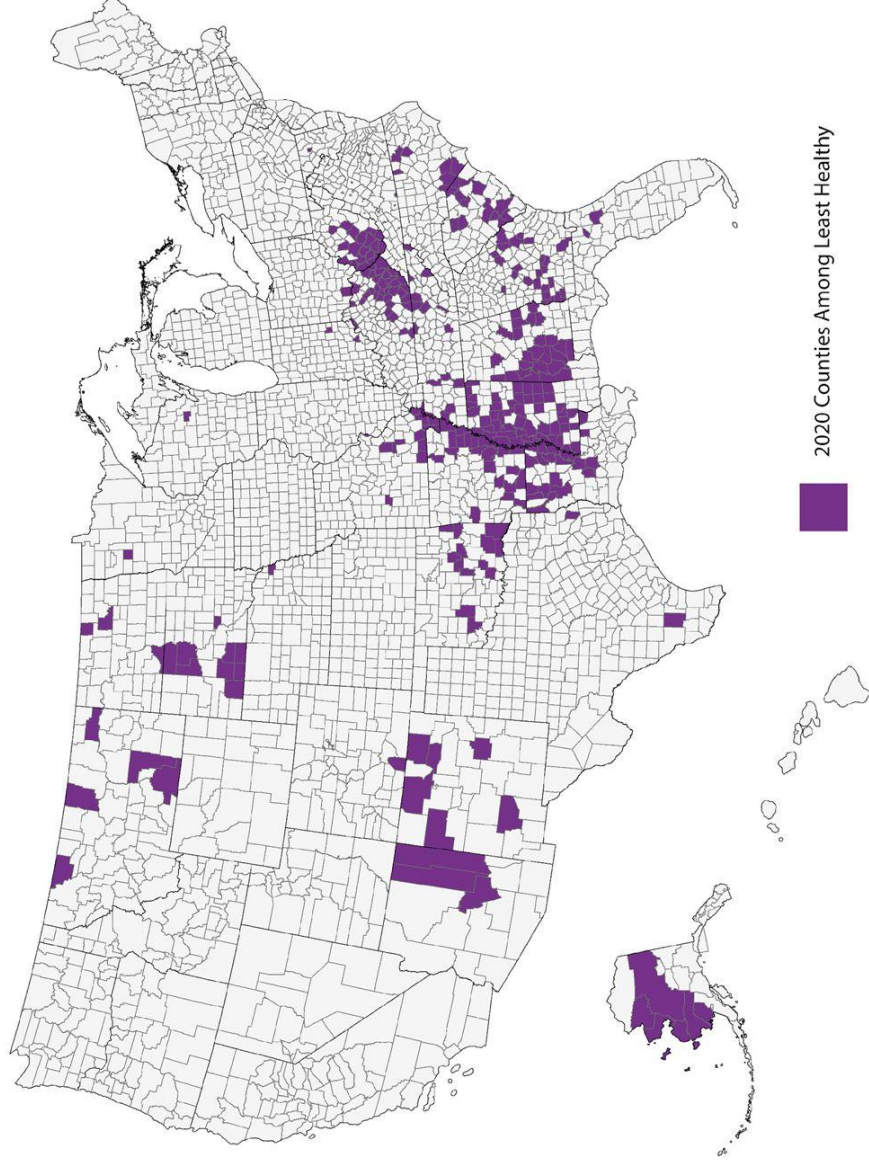
countyhealthrankings.org



County Health
Rankings & Roadmaps

2020

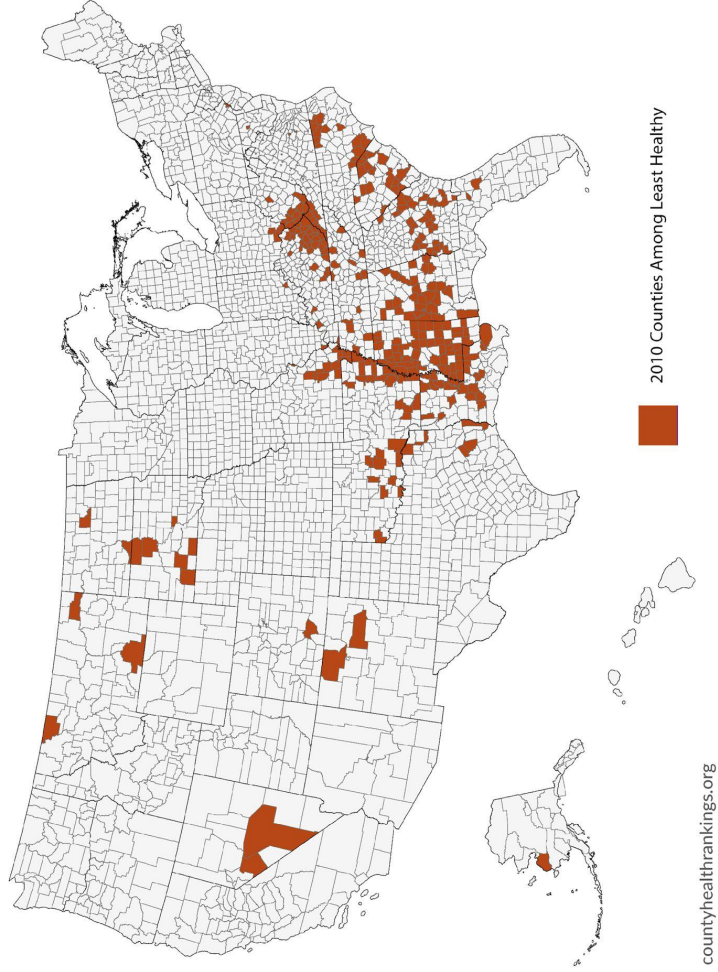
Counties Among the Least Healthy for Outcome Measures (Rankings 2020)



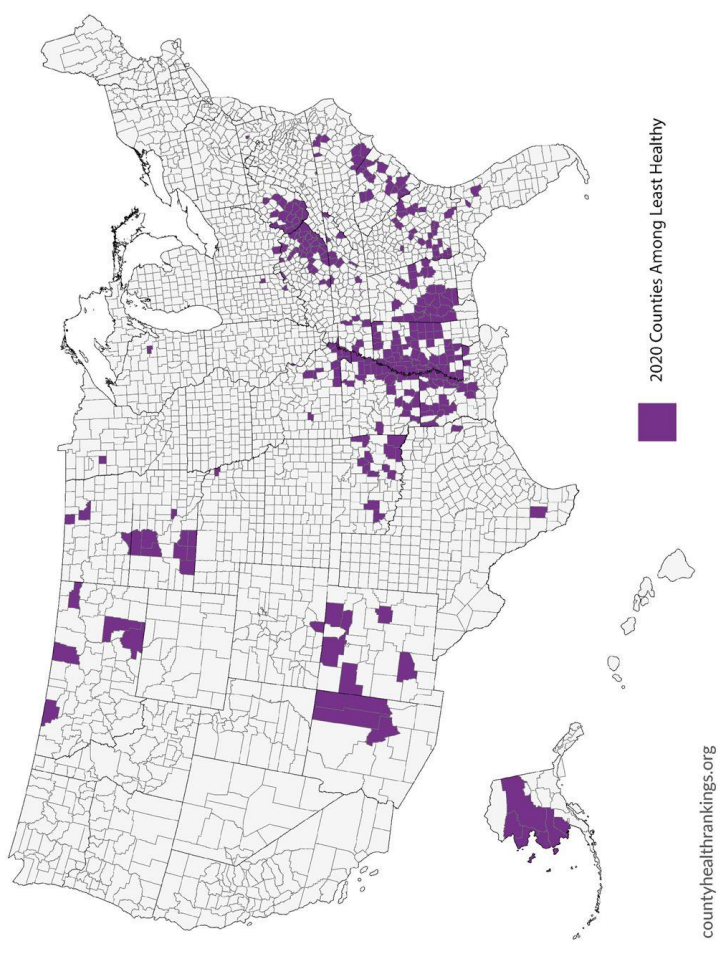
countyhealthrankings.org



Countries Among the Least Healthy for Outcome Measures (Rankings 2010)



Countries Among the Least Healthy for Outcome Measures (Rankings 2020)

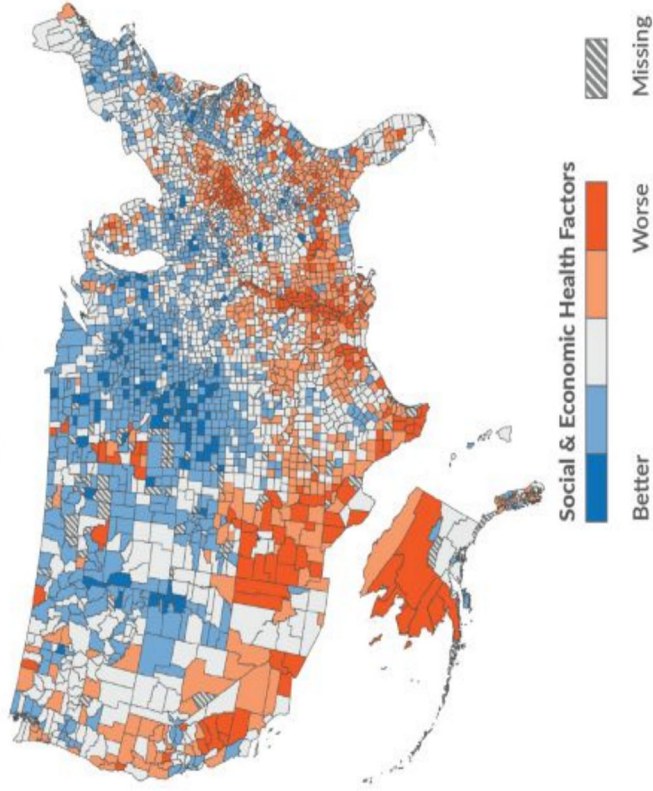


What do you notice?



A FAMILIAR PATTERN

Variation in Socioeconomic Opportunity Among U.S. Counties



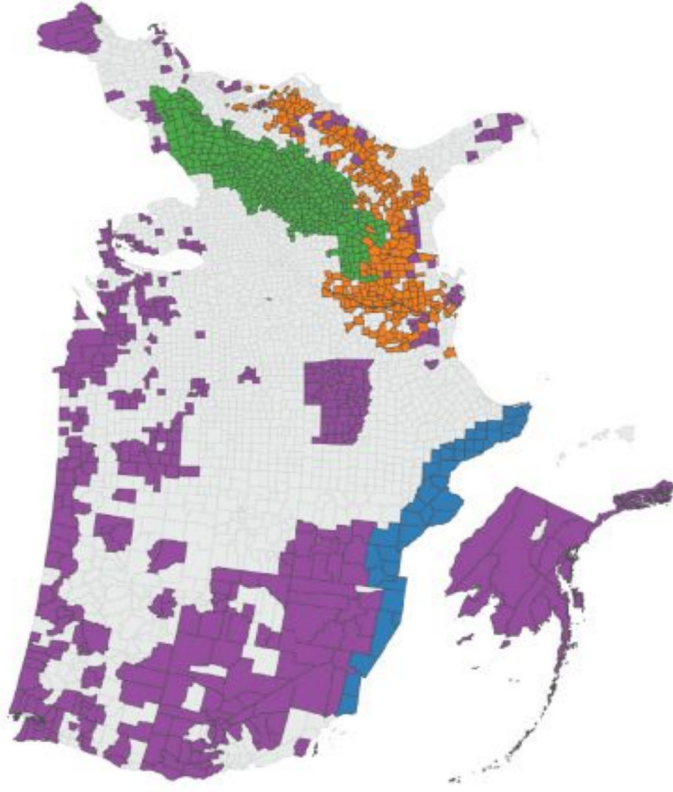
Data source: 2023 CHR&R Dataset

- ▶ Red areas: Where people are overcoming high rates of poverty and unemployment which can increase stress and restrict opportunity for health.
- ▶ Communities that have been cut off from investments or who have experienced discrimination have fewer social and economic opportunities.
- ▶ **These gaps disproportionately affect people of color and people living in rural areas.**



A FAMILIAR PATTERN

U.S. Regions with Types of Long-standing Discrimination
and Disinvestment



- ▶ Places where we have failed to invest in rural economies.
 - Appalachia (Green)
 - Southern Black Belt (Orange)
 - American Indian and Alaskan native lands (Purple)



County Health
Rankings & Roadmaps



WHAT'S THE SOLUTION?



County Health
Rankings & Roadmaps



**WHAT'S THE SOLUTION?
IMPROVE CIVIC HEALTH!**



WAYS TO IMPROVE CIVIC HEALTH

- ▶ Invest in civic infrastructure
 - Broadband initiatives
 - Public libraries
- ▶ Deepen civic participation opportunities
 - Voter registration initiatives
 - Participatory budgeting
 - Public deliberations



What Works for Health



County Health
Rankings & Roadmaps

AND, THERE IS MORE YOU CAN DO...

- ▶ Engage policy makers and decision makers to tell your story!





AND, THERE IS MORE YOU CAN DO...

- ▶ Engage policy makers and decision makers to tell your story!
- ▶ Engage the media to tell your story!






AND, THERE IS MORE YOU CAN DO...

- ▶ Engage policy makers and decision makers to tell your story!
- ▶ Engage the media to tell your story!
- ▶ Strategize with advocacy groups!



AND, THERE IS MORE YOU CAN DO...

- ▶ Engage policy makers and decision makers to tell your story!
- ▶ Engage the media to tell your story!
- ▶ Strategize with advocacy groups!
- ▶ Participate in the census!



AND, THERE IS MORE YOU CAN DO...

- ▶ Engage policy makers and decision makers to tell your story!
- ▶ Engage the media to tell your story!
- ▶ Strategize with advocacy groups!
- ▶ Participate in the census!

▶ **VOTE!**



YOUR VOICE MATTERS!

LET IT BE HEARD!



County Health
Rankings & Roadmaps

CONNECT WITH US TO EXPLORE MORE

countyhealthrankings.org/about-us/contact-us



County Health
Rankings & Roadmaps

STAY IN TOUCH!



Sign up for our newsletter
CountyHealthRankings.org/subscribe



Follow @CHRankings



Facebook.com/CountyHealthRankings



LinkedIn.com/company/county-health-rankings-roadmaps



CHR&R RESOURCE LINKS

- ▶ Visit the [County Health Rankings & Roadmaps website](#).
- ▶ The [2024 National Findings Report](#) highlights the importance of civic infrastructure and calls attention to structural barriers like policies, laws and practices that can create obstacles to civic participation.
- ▶ See the [Civic Health Curated Strategy List](#) to strengthen opportunities for people to participate in their community.
- ▶ Subscribe to our [newsletter](#) to learn about data updates and new resources, including webinars, podcast series and more.
- ▶ Check out our In Solidarity podcast [episode featuring Daniel Dawes](#).



County Health
Rankings & Roadmaps

Thank You!

Contact us

www.countyhealthrankings.org