

ARIZONA  
TELEMEDICINE  
PROGRAM



# Standards & Guidelines

**Elizabeth A. Krupinski, PhD**

*Associate Director Assessment Arizona Telemedicine Program*

*Director Southwest Telehealth Resource Center*

*Professor & Vice Chair for Research Emory University Department  
of Radiology & Imaging Sciences*



# Utility Guidelines & Standards

- **Technology & data**
  - **Methods, protocols, terminologies, specifications for collection, exchange, storage, retrieval info associated with health care applications, including medical records, medications, radiological images, payment & reimbursement, medical devices & monitoring systems, administrative processes; interoperability; consistent quality**
- **HL7, DICOM, FHIR, ISO .....**



# Practice Guidelines

- Every specialty has & many adapted to telemedicine
- American Telemedicine Association
  - Ocular Telehealth Diabetic Retinopathy
  - Videoconferencing-Based Telepresenting
  - Lexicon Assessment & Outcome Measures
  - Core Operational Guidelines
  - TeleICU
  - Telepathology
  - Live, On Demand Primary & Urgent Care
  - Teleburn
  - Telestroke
  - Telerehabilitation
  - Videoconferencing-Based Telemental Health
  - Store-Forward & Live-Interactive Teledermatology
  - Telemental Health with Children & Adolescents




<https://www.americantelemed.org/>

## Teledermatology Imaging Sets

Show entire anatomic unit (e.g. trunk) if a lesion or rash is within this unit.

Head



Trunk



Legs



Arms



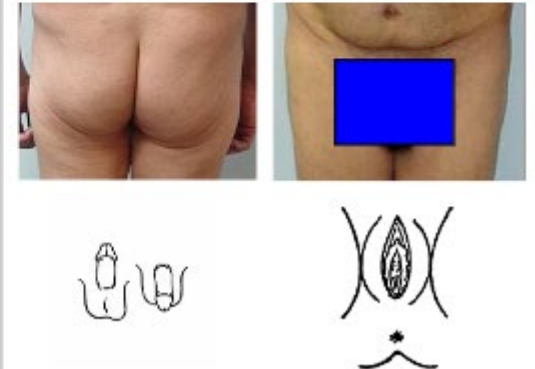
Knees / Elbows



Axilla



Genitals/ Buttocks



Hands / Fingernails



Feet / Toenails



## DURING VISIT:

- Obtain History of Present Illness, Chief Complaint, Review Medications, etc.
- Check Vision
  - Options: Checking near vision by reading a newspaper/magazine with spectacle correction is quickest. Have the patient show you their reading material and then read aloud to you.

20/400



20/200



20/60



20/40



- Alternatives: Vision chart displayed on your screen or ask patient to use a printed or electronic vision chart
- Consider checking for metamorphopsia with Amsler grid (printable or electronic) if applicable

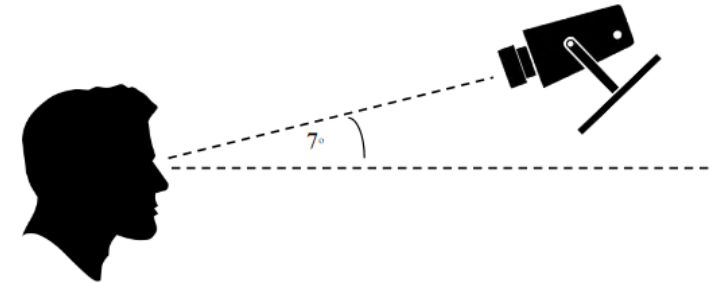
## Telehealth Resources for Eye Care During COVID-19



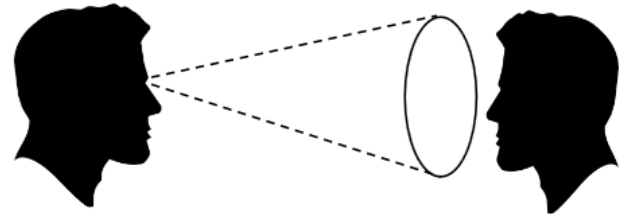
# Useful Tips & Guides



- NAMSS-ATA Credentialing by Proxy Guidebook
- Human Factors Quick Guide Eye Contact
- Quick guide to Telemedicine Lighting
- ATA State Telemedicine Toolkit
- ATA Medical Board: Talking Points & FAQ
- Telehealth Resource Center Toolkits
- AMA Telehealth Quick Guide
- AMA Implementation Playbook
- Lots more!

Camera Position



Cone of Gaze



	<b>Step 1: Vital Signs</b> -Weight, blood pressure, pulse, oxygen saturation, temperature
	<b>Step 2: Skin assessment</b> -New bruises, rash, swelling
	<b>Step 3: Head, Eyes, Ears, Nose, and Throat</b> -Assess vision, hearing, sense of smell; observe throat, swallowing
	<b>Step 4: Neck</b> -Assess pain with rotation, jugular venous distension, Corrigan's pulse
	<b>Step 5: Lungs</b> -Deeply inhale and hold; observe wheezing and tachypnea
	<b>Step 6: Heart</b> -Assess pulse; incorporate data from wearables
	<b>Step 7: Abdomen</b> -Assess if abdomen is firm, tender, or distended
	<b>Step 8: Extremities</b> -Press thumb into pre-tibial area and assess edema; perceived temperature
	<b>Step 9: Neurological</b> -Speech, gait, Romberg, stand from seated position
	<b>Step 10: Social Determinants of Health</b> -Diet, physical activity, sleep, stress, housing, transportation, safety, mood

**Figure** Ten-step checklist for a patient-assisted physical examination.

## Telemedicine in the Era of COVID-19

The Virtual Orthopaedic Examination

Optimizing your telemedicine visit during the COVID-19 pandemic: Practice guidelines for patients with head and neck cancer

How to Conduct an Outpatient Telemedicine Rehabilitation or Prehabilitation Visit

The Virtual Spine Examination: Telemedicine in the Era of COVID-19 and Beyond

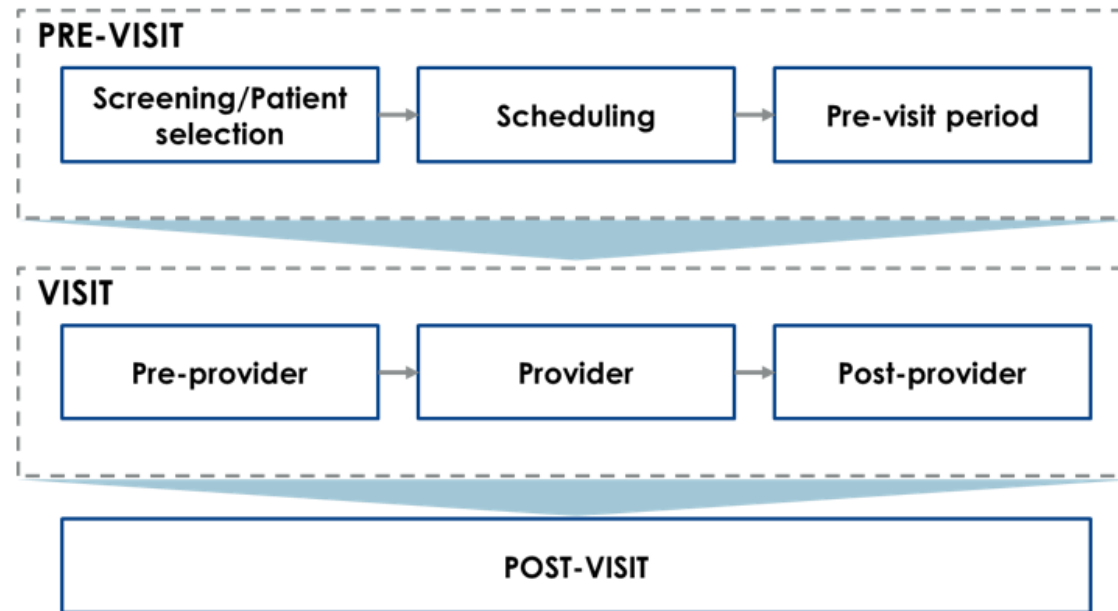
The Telemedicine Musculoskeletal Examination

Clinical Examination Component of Telemedicine, Telehealth, mHealth, and Connected Health Medical Practices

The Telehealth Ten: A Guide for a Patient-Assisted Virtual Physical Examination. Benzinger et al. Am J Med 2021; 134: 48-51.

# SOPs & Workflow

- Plot out current vs telemed visits from start to finish – who, what, where, why & when
- Talk with others in similar settings/practices
- Consult with professional society, go to annual meeting





<https://southwesttrc.org/>  
<https://telehealthresourcecenter.org/>

[ekrupin@emory.edu](mailto:ekrupin@emory.edu)

**@EAKrup**  
**@SWTRC1**

