

ARIZONA
TELEMEDICINE
PROGRAM



Standards & Guidelines

Elizabeth A. Krupinski, PhD

Associate Director Assessment Arizona Telemedicine Program

Director Southwest Telehealth Resource Center

*Professor & Vice Chair for Research Emory University Department
of Radiology & Imaging Sciences*



Utility Guidelines & Standards

- **Technology & data**
 - **Methods, protocols, terminologies, specifications for collection, exchange, storage, retrieval info associated with health care applications, including medical records, medications, radiological images, payment & reimbursement, medical devices & monitoring systems, administrative processes; interoperability; consistent quality**
- **HL7, DICOM, FHIR, ISO**



Practice Guidelines

- Every specialty has & many adapted to telemedicine
- American Telemedicine Association
 - Ocular Telehealth Diabetic Retinopathy
 - Videoconferencing-Based Telepresenting
 - Lexicon Assessment & Outcome Measures
 - Core Operational Guidelines
 - TeleICU
 - Telepathology
 - Live, On Demand Primary & Urgent Care
 - Teleburn
 - Telestroke
 - Telerehabilitation
 - Videoconferencing-Based Telemental Health
 - Store-Forward & Live-Interactive Teledermatology
 - Telemental Health with Children & Adolescents



<https://www.americantelemed.org/>

Teledermatology Imaging Sets

Show entire anatomic unit (e.g. trunk) if a lesion or rash is within this unit.

Head



Trunk



Legs



Arms



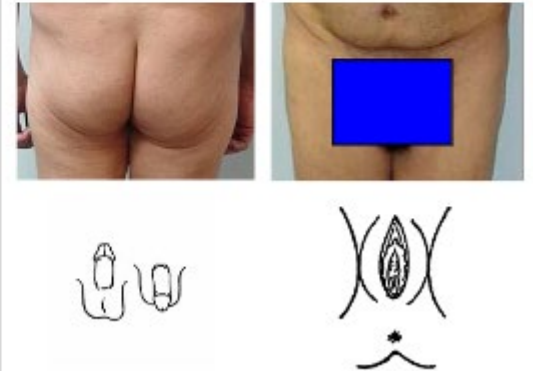
Knees / Elbows



Axilla



Genitals/ Buttocks



Hands / Fingernails



Feet / Toenails



DURING VISIT:

- Obtain History of Present Illness, Chief Complaint, Review Medications, etc.
- Check Vision
 - Options: Checking near vision by reading a newspaper/magazine with spectacle correction is quickest. Have the patient show you their reading material and then read aloud to you.

20/400



20/200



20/60



20/40



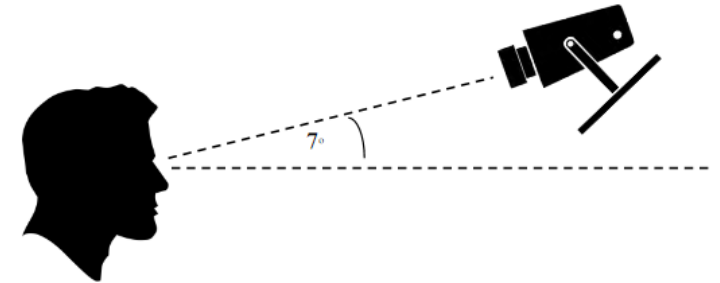
- Alternatives: Vision chart displayed on your screen or ask patient to use a printed or electronic vision chart
- Consider checking for metamorphopsia with Amsler grid (printable or electronic) if applicable

Telehealth Resources for Eye Care During COVID-19

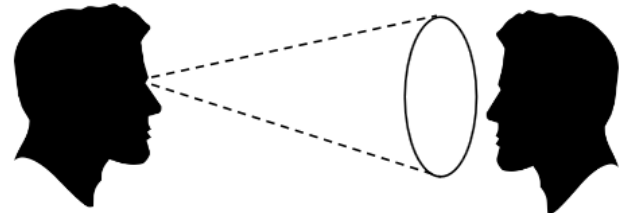
Useful Tips & Guides

- **NAMSS-ATA Credentialing by Proxy Guidebook**
- **Human Factors Quick Guide Eye Contact**
- **Quick guide to Telemedicine Lighting**
- **ATA State Telemedicine Toolkit**
- **ATA Medical Board: Talking Points & FAQ**
- **Telehealth Resource Center Toolkits**
- **AMA Telehealth Quick Guide**
- **AMA Implementation Playbook**
- **Lots more!**

Camera Position



Cone of Gaze



	Step 1: Vital Signs -Weight, blood pressure, pulse, oxygen saturation, temperature
	Step 2: Skin assessment -New bruises, rash, swelling
	Step 3: Head, Eyes, Ears, Nose, and Throat -Assess vision, hearing, sense of smell; observe throat, swallowing
	Step 4: Neck -Assess pain with rotation, jugular venous distension, Corrigan's pulse
	Step 5: Lungs -Deeply inhale and hold; observe wheezing and tachypnea
	Step 6: Heart -Assess pulse; incorporate data from wearables
	Step 7: Abdomen -Assess if abdomen is firm, tender, or distended
	Step 8: Extremities -Press thumb into pre-tibial area and assess edema; perceived temperature
	Step 9: Neurological -Speech, gait, Romberg, stand from seated position
	Step 10: Social Determinants of Health -Diet, physical activity, sleep, stress, housing, transportation, safety, mood

Figure Ten-step checklist for a patient-assisted physical examination.

Telemedicine in the Era of COVID-19

The Virtual Orthopaedic Examination

Optimizing your telemedicine visit during the COVID-19 pandemic: Practice guidelines for patients with head and neck cancer

How to Conduct an Outpatient Telemedicine Rehabilitation or Prehabilitation Visit

The Virtual Spine Examination: Telemedicine in the Era of COVID-19 and Beyond

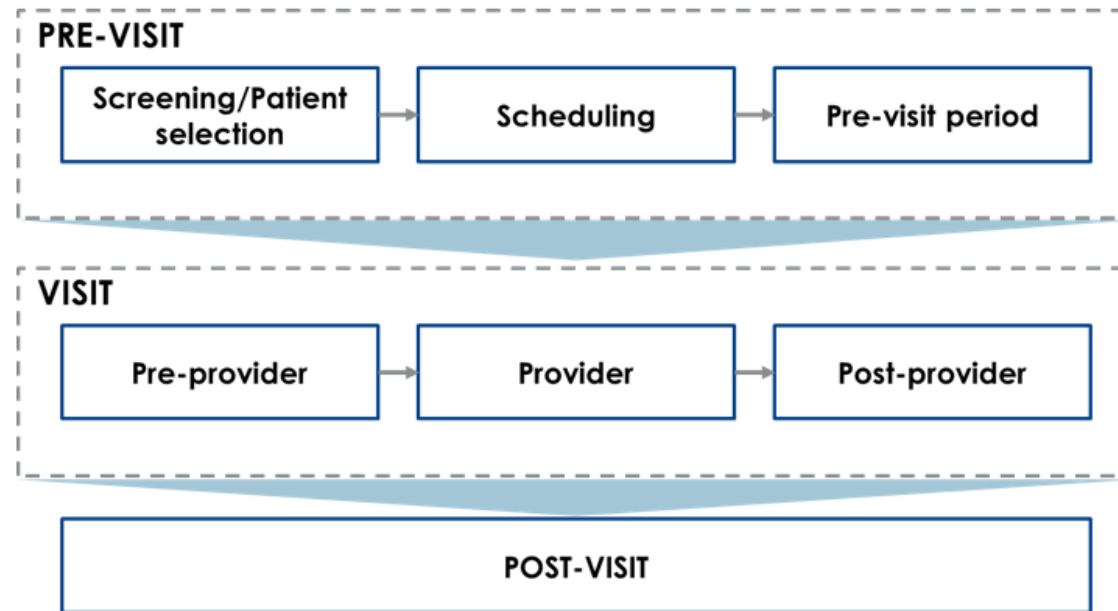
The Telemedicine Musculoskeletal Examination

Clinical Examination Component of Telemedicine, Telehealth, mHealth, and Connected Health Medical Practices

The Telehealth Ten: A Guide for a Patient-Assisted Virtual Physical Examination. Benzinger et al. Am J Med 2021; 134: 48-51.

SOPs & Workflow

- Plot out current vs telemed visits from start to finish – who, what, where, why & when
- Talk with others in similar settings/practices
- Consult with professional society, go to annual meeting



<https://southwesttrc.org/>

<https://telehealthresourcecenter.org/>

ekrupin@emory.edu

@EAKrup

@SWTRC1

