

ARIZONA
TELEMEDICINE
PROGRAM



The Business Aspects of Telemedicine & Telehealth

Gail Barker
Arizona Telemedicine Program
Phoenix, Arizona

What We Will Be Covering

- Telehealth Business/Sustainability Planning
- Telehealth Usage and Trends
 - Medicare
 - Medicaid
 - Private Insurance
 - New Players
- Telehealth Satisfaction
- Telehealth Practice Considerations

Contracts & Grant Funding

- There are many government and private contract and grant funding opportunities
- Usually the candidate needs to submit a sustainability plan to obtain funding
- This ensures the project will continue at the end of the contract or grant period
- Gov: <https://www.grants.gov/web/grants/learn-grants/grant-programs.html>
- Priv: <https://proposalcentral.com/> (you must create a login)

Parent Organization

- Some organizations or donors will fund the initiation of a new telehealth program
- Plan must align with organization's mission and must answer the question for your funder: **WIIFM**
- The support could be time-limited and a sustainability plan will be needed

Sustainability/Business Plans

- Introduces discipline into the process and determine viability
- There are many formats available to produce business plans
- 15 Steps to Writing a Telehealth Business Plan (National Consortium of TRCs)
 - https://www.umtrc.org/clientuploads/Resources/Getting_Started_Guides/15_Step_Business_Model_June_2018.pdf

15 Key Steps for Creating a Business Proposal to Implement Telemedicine



1. EXECUTIVE SUMMARY

Concise overview (1-2 paragraphs max) of key elements:

- a. Usually written after all the other steps completed
 - i. Why is telemedicine needed at this time & for this institution?
 - ii. Who is initial target stakeholders (provider & patient groups)?
 - iii. What is the main goal that will be achieved (outcomes)?
 - iv. What will it cost & what will expected ROI be?

2. INTRODUCTION & BACKGROUND

- a. Why does your institution need telemedicine now?
Discuss gaps in patient care that can be addressed with telemedicine.
- b. Identify key players/stakeholders – providers, patients, finance, technical, admin, legal etc.
- c. Goals & metrics – what do you hope to accomplish if telemedicine implemented?

3. NEED & DEMAND ASSESSMENT

- a. All stakeholders – who needs &/or wants telemedicine & why?
- b. Surveys, focus groups can be used to capture this information.
- c. Buy-in is critical from all stakeholders – need commitment to change current processes.

5. SERVICE PLAN ASSESSMENT

- a. Delivery mode(s) – store-forward, real-time, remote monitoring, ECHO, hybrid
- b. Reimbursement – who are your payors & do/will they reimburse for telemedicine? Will you choose a direct-to-consumer model where patient pays directly?
- c. Technology platform – depending on your delivery model(s) what technology will be required? What are you willing to invest? Who will maintain? Will you invest in a commercial platform or build in-house? Consider both sides of the connection – provider & patient/other client.
- d. Champions – not just providers, but patients, C-suite, IT, finance, administrative, legal etc.

6. MARKETING

- a. Market segmentation, targeting, positioning, share availability, growth – are there others in your area providing similar services that will compete for your clients? Do you currently have enough clients that are likely candidates for telemedicine? Will they be enough to generate needed ROI or will you need to grow your client base?
- b. Brand name – what will you call your program to set it apart from everyone else? Will it convey what you want to the audience you hope to capture? Think about a name, logo, hashtag, tag line.
- c. Promotion – how will you advertise your program &

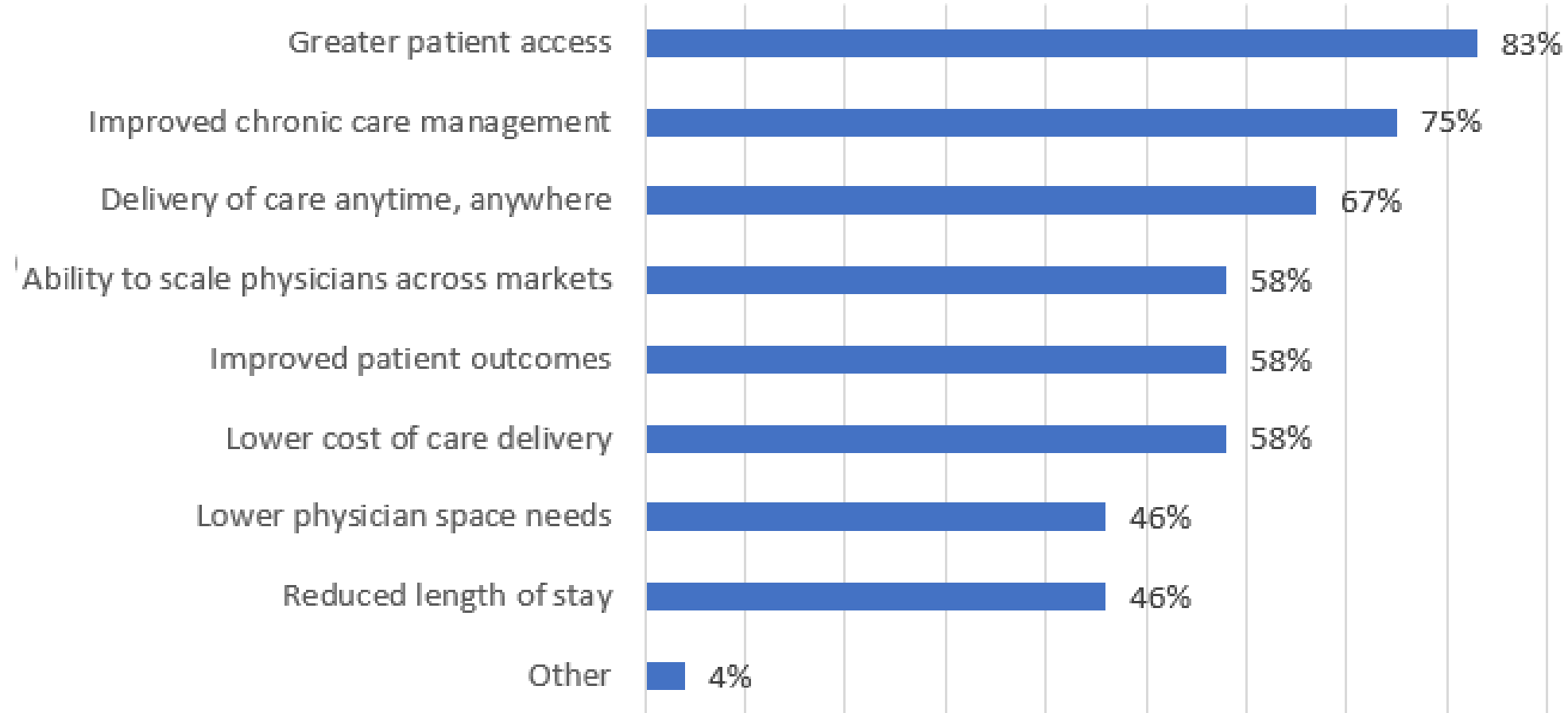
Building a Sustainable Telehealth Program



Source: Curfman A, McSwain SD, Chuo J, et al. Pediatric Telehealth in the COVID-19 Pandemic Era and Beyond. *Pediatrics*. 2021;148(3):e2020047795. doi:10.1542/peds.2020-047795

Health system executive virtual care goals*

Considering all possible use cases, in which areas do you expect the greatest impact from virtual care?



Between Nov. 1 & Dec. 31, 2021 the AMA presented 1,545 physicians with a list of potential barriers to Telehealth

- 1. Rollback of COVID-19 waivers, coverage and payment policies (77 percent)**
- 2. Lack of insurer coverage of telehealth services (76 percent)**
- 3. Low or no reimbursement (64 percent)**
4. Technology challenges for my patient population (54 percent)
5. Licensure in additional states (40 percent)
6. Liability (29 percent)
7. Integration with the EHR (22 percent)
8. Lack of technical support (21 percent)
9. Telehealth-specific workflows (18 percent)
10. Integration of additional technologies (18 percent)

Telehealth Usage and Trends

ARIZONA
TELEMEDICINE
PROGRAM



Medicare




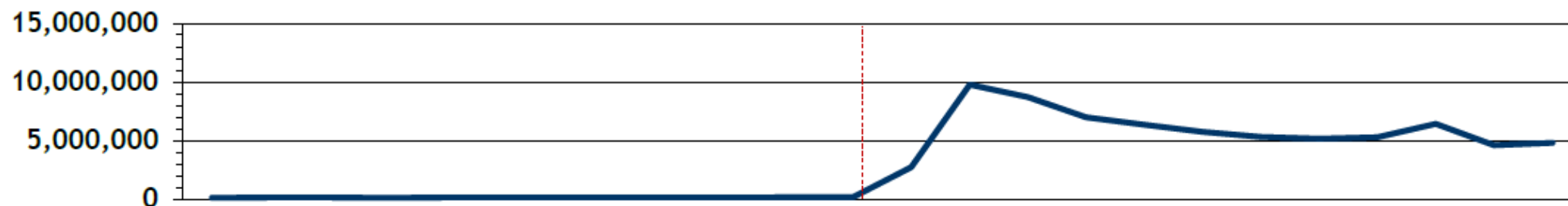
Image: Road to Mt.
Lemmon, AZ
(personal photo)

Medicare Telemedicine Snapshot

Medicare Claims and Encounter Data: March 1, 2019 to February 28, 2021, Received by September 9, 2021

Telemedicine Users: Pre-Pandemic and Pandemic Period				
	Total	Telehealth	E-visit ¹	Virtual Check-In
Pre-pandemic (March 1, 2019 - Feb 29, 2020)	910,490	892,121	5,220	14,088
Pandemic (March 1, 2020 - Feb 28, 2021)	28,255,180	27,691,878	367,467	1,601,033

Two Year Trend - Telehealth



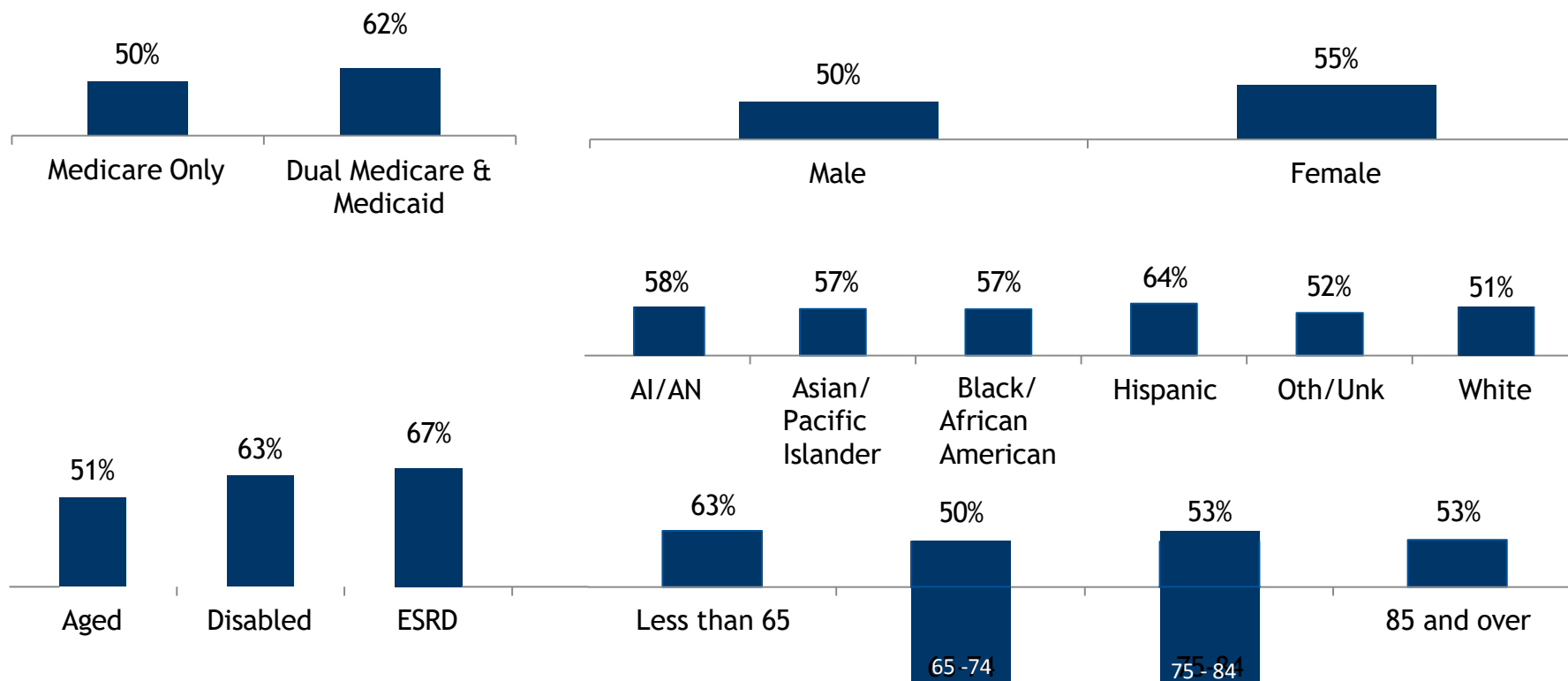
Medicare Telemedicine Snapshot

Medicare Claims and Encounter Data: March 1, 2020 to February 28, 2021, Received by September 9, 2021

28,255,180 Unique Telemedicine Users

53% of Medicare Users

Percentage of Medicare Users with a Telemedicine Service¹ by Beneficiary Characteristics



Note: AI/AN = American Indian/Alaska Native

Disclaimer: All data presented in this update are preliminary and will continue to change as CMS processes additional claims and encounters for the reporting period. Please see page 4 and view the methodology document available [here](#).

¹Only beneficiaries with at least one telemedicine-eligible service are included in the denominator.



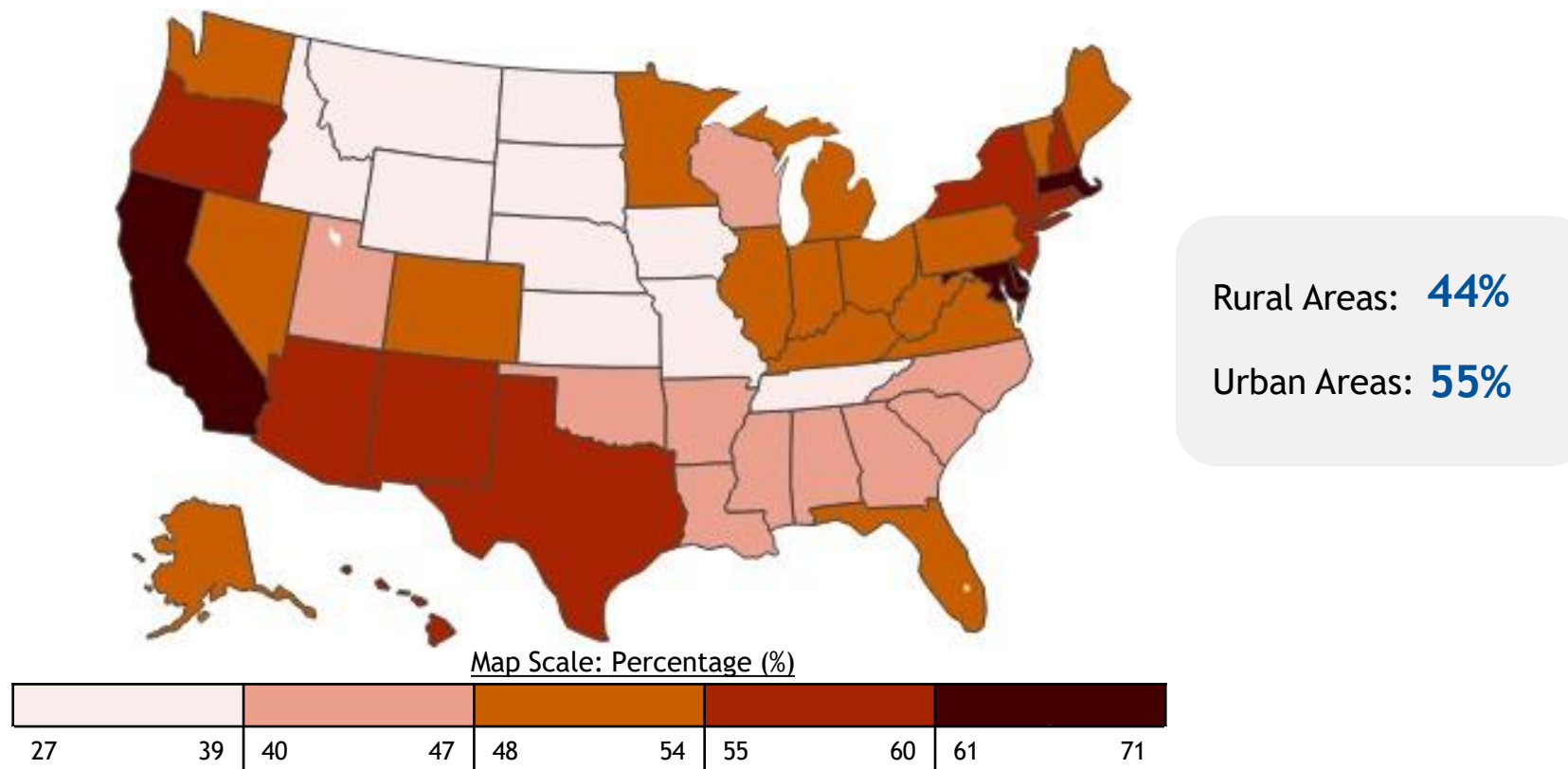
Medicare Telemedicine Snapshot

Medicare Claims and Encounter Data: March 1, 2020 to February 28, 2021, Received by September 9, 2021

28,255,180 Unique Telemedicine Users

53% of Medicare Users

Percentage of Medicare Users with a Telemedicine Service¹ by Geography



Disclaimer: All data presented in this update are preliminary and will continue to change as CMS processes additional claims and encounters for the reporting period. Please see page 4 and view the methodology document available [here](#).

¹Only beneficiaries with at least one telemedicine-eligible service are included in the denominator.



Telehealth Usage and Trends

ARIZONA
TELEMEDICINE
PROGRAM



Medicaid




Image: Road to Mt.
Lemmon, AZ
(personal photo)

Patient Services Reimbursement: Medicaid

Medicaid – significant variability, determined state by state

- All 50 states & DC have some type of TH coverage

During PHE: Medicaid programs were given broad authority to utilize telehealth

Some states are now starting to pull back PHE waivers.

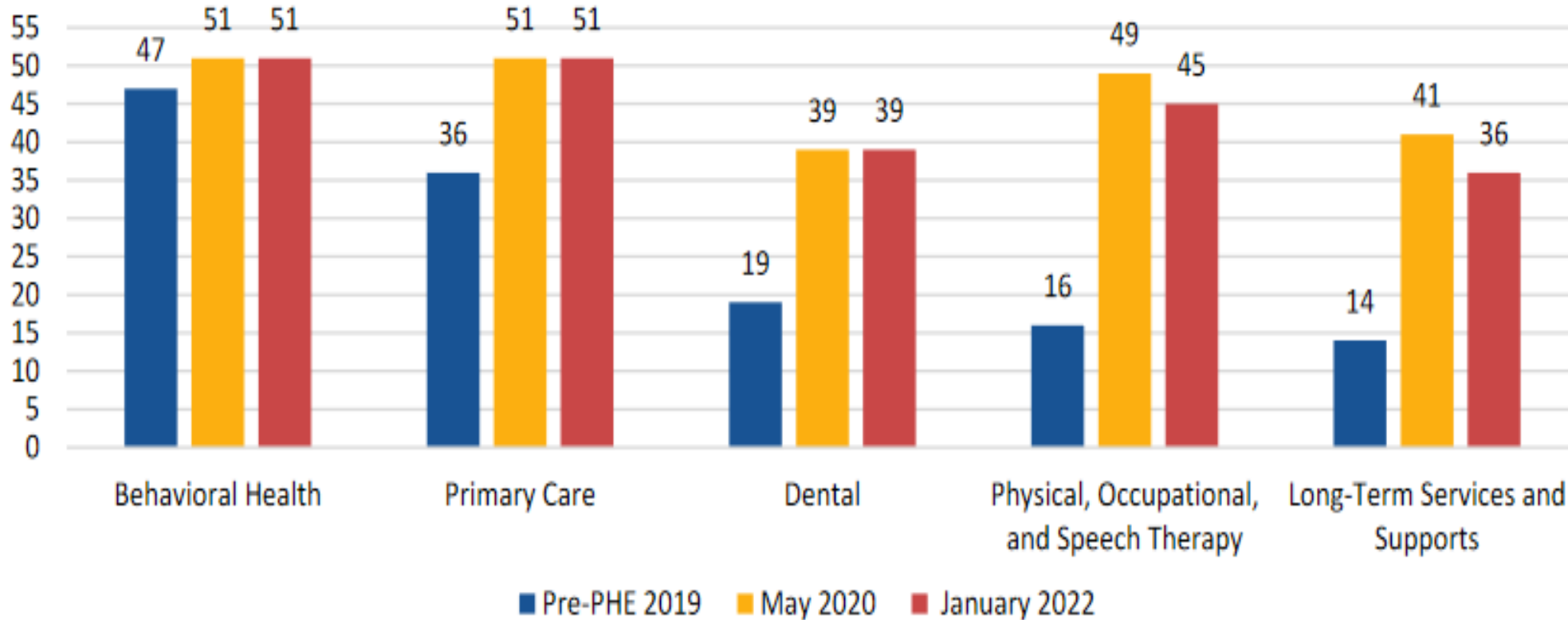
Status of Medicaid Services Delivered Via Telehealth as of January 2022

“As of January 2022, the status of state Medicaid telehealth flexibilities related to the COVID-19 pandemic was mixed.

Some states had rescinded all or some of their telehealth flexibilities, while others were ongoing but contingent on either state or federal PHE

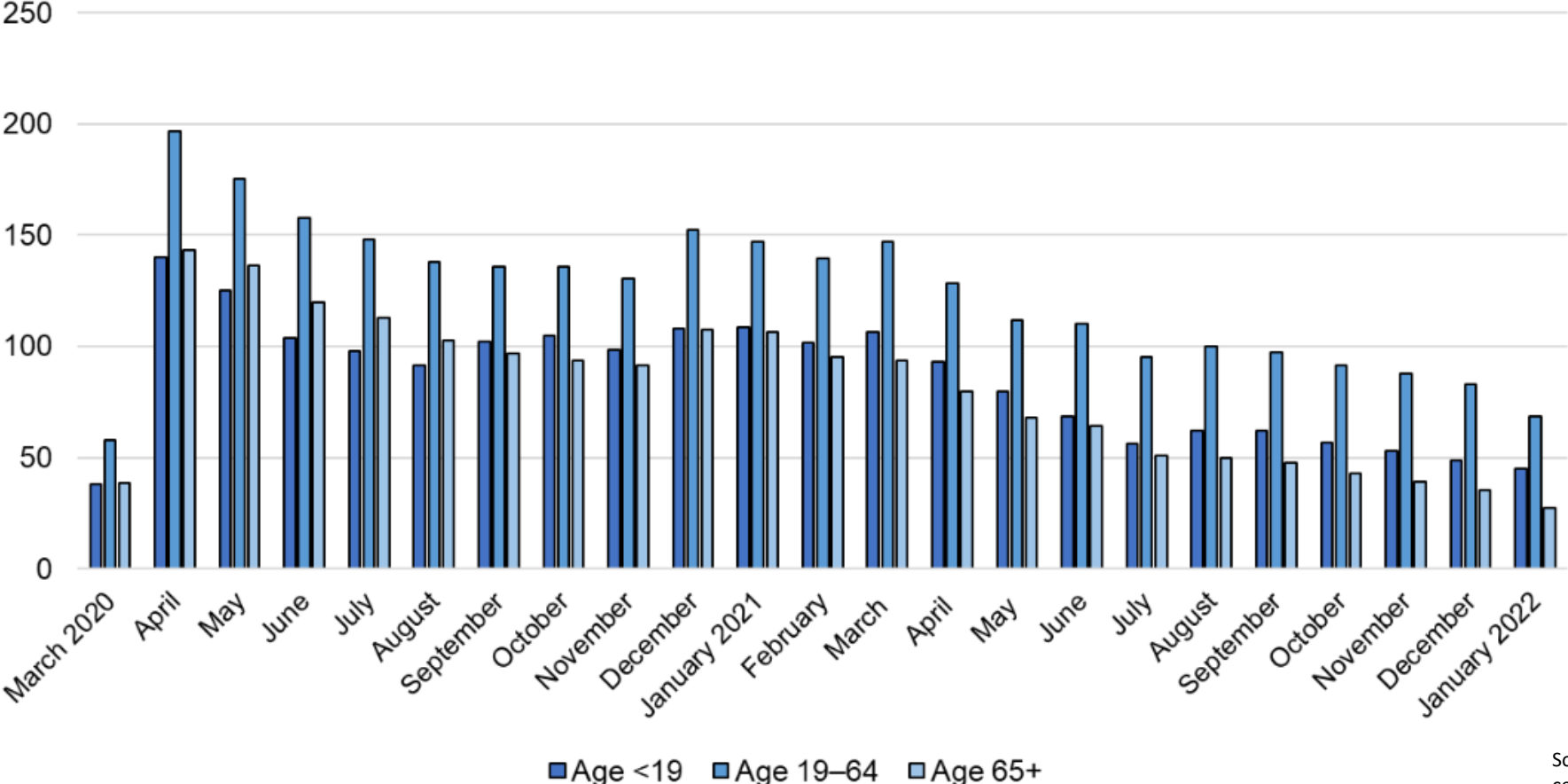
Still others have been made permanent via state legislation or guidance.” (ASPE Office of Health Policy, 2023)

Figure 1. Number of States: Medicaid Telehealth Services and Providers



Preliminary data suggest that services delivered through telehealth increased for beneficiaries of all age groups during the PHE, but were highest among the 19 to 64 age group

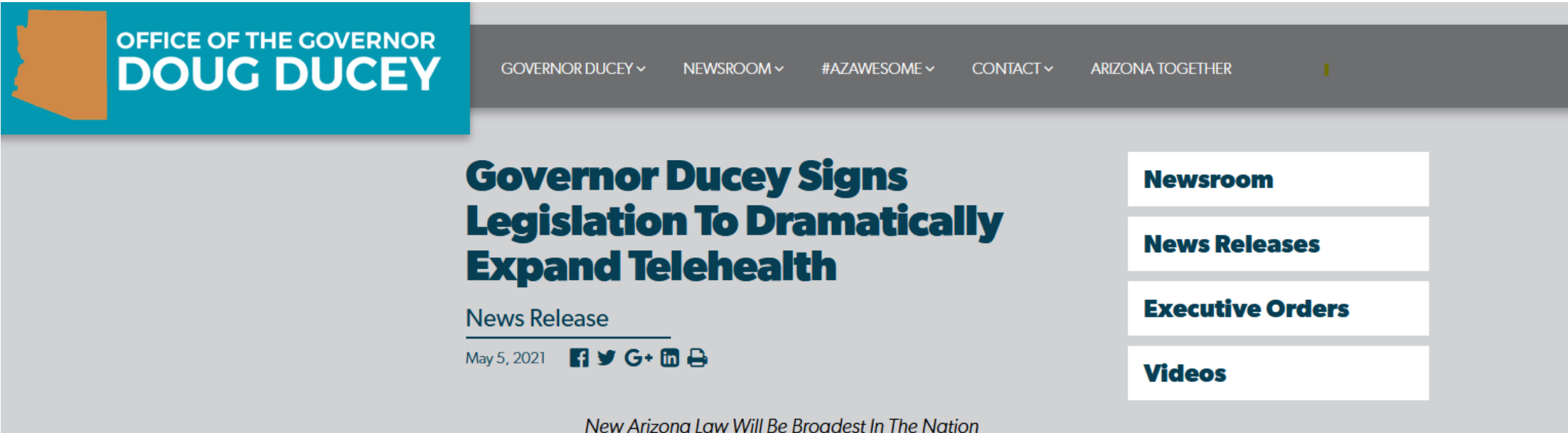
Services delivered via telehealth per 1,000 beneficiaries during the PHE (March 2020 – January 2022)



Note: Data for recent months are likely to be adjusted upward due to claims lag. These results are for Medicaid and CHIP only. Therefore, they do not represent the full set of services received by dually eligible beneficiaries. Many beneficiaries age 65 and older are likely to be dually eligible for both Medicare and Medicaid and the results for this age group likely underestimate telehealth utilization among older adults.

Source: <https://www.medicaid.gov/state-resource-center/downloads/covid-19-medicaid-data-snapshot-01312022.pdf>

Telehealth in Arizona



**OFFICE OF THE GOVERNOR
DOUG DUCEY**

GOVERNOR DUCEY ▾ NEWSROOM ▾ #AZAWESOME ▾ CONTACT ▾ ARIZONA TOGETHER

Governor Ducey Signs Legislation To Dramatically Expand Telehealth

News Release

May 5, 2021 [f](#) [t](#) [G+](#) [in](#) [p](#)

New Arizona Law Will Be Broadest In The Nation

- Newsroom
- News Releases
- Executive Orders
- Videos

In 2020 Four TH Executive Orders were Passed in AZ

1. **3/11/2020 E.O. 2020-07: *Proactive Measures to Protect Against COVID-19***
 - Required insurers to cover TM payments at same rate as in-person
2. **3/25/2020 E.O. 2020-15: *Expansion of Telemedicine***
 - Required insurers to fully cover TM services, patient home was an approved location and expanded types of healthcare providers able to use TM
3. **3/25/2020 E.O. 2020-19: *Telemedicine for Pets and Animals***
 - Ensured individuals had access to TM to treat their pets and animals
4. **4/11/2020 E.O. 2020-29: *Increased Telemedicine Access for Workers Comp***
 - Ensured injured workers could utilize TM within WC system



In May 2021: AZ House Bill 2454

- One of many bills introduced in states throughout the country this year to continue TH coverage allowed in the post PHE
- HB 2454 permanently sustains the emergency measures put into place in response to the PHE in March 2020
- The Term Telehealth is now uniformly used in AZ

In March 2023: AZ Senate Bill 1218

- AZ SB 1218 permits physicians to establish a doctor-patient relationship through “telehealth.”
- This includes asynchronous store-and-forward technologies, remote patient monitoring services and audio-only telephone encounters. This bill would expand the current law, which only permits real-time audio-visual services to establish a doctor-patient relationship.

Telehealth Usage and Trends

Other Payers

ARIZONA
TELEMEDICINE
PROGRAM




Image: Road to Mt.
Lemmon, AZ
(personal photo)

Private Insurance

Private Insurance

- PHE billing guidelines are "fluid"
 - Some Priv Ins are starting to roll back some TH services; moving dates
 - Check what is going on in your state!

Direct to Consumer/Self Pay

- Pre-PHE largest growing TH sector
- Private payers (e.g. Blues, Aetna, Cigna, United) started partnering with national direct-to-consumer telehealth companies
- Convenient for patients
- But shuts out local providers and could disrupt continuum of care

When you can stay in bed for your appointment, it's your kind of care

Feeling sick? Skip the walk-in clinic and access same-day quality care from home through 24/7 Virtual Visits. Qualified providers are available around the clock to diagnosis and treat common sicknesses like the flu, pinkeye, sinus infections and more.



Urgent care, made virtual



24/7 access to qualified care providers



Consider for a range of issues like sinus infections, UTIs, migraines and more



Virtual providers can help with prescriptions or offer referrals to in-person care if needed*



Care is available to individuals of all ages



Designed with affordability in mind, with visits costing \$49 or less**

**An urgent-care visit from home.
That's your kind of care.**

[Get seen today](#)

New Players

- Amazon
- Apple
- Best Buy
- CVS
- Google/Alphabet
- United Healthcare Group
- Walgreens
- Walmart

New Players

Services

Pharmacy Operations
Primary Care
Behavioral Health
Home Health
Women's Health
Diagnostics/Therapeutics
Disease Mgt
Dental/Vision
Promoting Healthy Lifestyles

Leveraging

Convenience
AI
Partnerships w/Big Tech
Partnerships with Other HC Systems
Medicare Advantage Plans
Value Based Care
Research

amazon | one medical

The doctor's office, reimagined

Amazon and One Medical are teaming up to make healthcare more convenient and membership more affordable. Most insurance accepted.


Limited time offer

\$144 for your first year*

\$199 (equivalent to \$12/month) for new One Medical members

Join now on One Medical [↗](#)

*Terms apply.



One Medical membership benefits you'll enjoy:

- 24/7 virtual care via messaging or video
- Online appointment booking
- On-demand video chat
- In-app prescription requests and renewals

[Learn about One Medical services](#) [↗](#)








IMPACT

Virtual First Care (V1C) Directory

Welcome to IMPACT's Virtual Care V1C Directory!

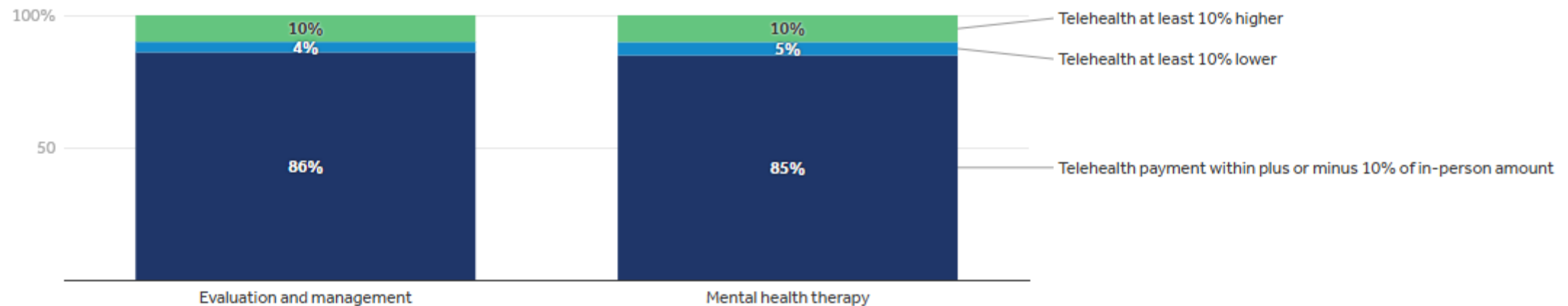
You'll find information on key players across the ecosystem who are committed to a virtual-first approach to healthcare — one that will allow us to provide care for people centered on their needs rather than the needs of the healthcare system.

Browse to learn more about these leaders, what they are working on, and how they are advancing the promise of V1C. Then, [learn more](#) about V1C and what you can do to advance this promising approach in today's healthcare.

<input type="checkbox"/>	Company Name	Yea...	Logo	Company Description	URL	V1C Ecosystem Segment	Clir
<input type="checkbox"/>	9amHealth	2021		Provides on-demand expert medical support for prediabetes, diabetes, hig...	https://join9am.com	V1C Provider	Cl M
2	98Point6	2015		98point6 is pioneering a new approach to primary care. By pairing AI and ...	https://www.98point6.com/	V1C Provider	Pr Be
3	Accolade	2007		Accolade is a confidential, third party health advocacy service that can assist ...	https://www.accolade.com	V1C Enabler/Infrastructure V1C Provider	Pr Inf
4	Alpha	2017		Alpha is a virtual primary care platform for women. Alpha's platform connects ...	https://helloalpha.com/	V1C Provider	Be De
5	Amazon Clinic	2022		Amazon Clinic will operate in 32 states and provide virtual care for more than ...	https://clinic.amazon.com/	V1C Provider	De W
6	Amwell	2006		Amwell is a leading digital care delivery platform connecting and enabling all o...	https://business.amwell.com/	V1C Provider V1C Enabler/Infrastructure	Be De
7	Anytime Pediatrics	2016		Anytime Pediatrics is a complete pediatric virtual care solution ...	https://anytimepediatrics.com	V1C Enabler/Infrastructure	Pe

Telehealth and in-person payment amounts were similar among most providers offering both virtual and in-person care in 2020

Among providers offering both telehealth and in-person care, comparison of telehealth and in-person claims payment, among privately insured, 2020



Notes: Average paid amounts were compared within provider offering both in-person and telehealth care for evaluation and management established patient severity level 3 (99213) and psychotherapy 60 minutes (90837) claims. Numbers may not add to 100% due to rounding.

Source: KFF analysis of HCCI data • [Get the data](#) • [PNG](#)

Peterson-KFF
Health System Tracker

Most employers do not expect telehealth to affect health spending

Among firms offering telemedicine health benefits, as a result of telemedicine how have the firm's costs changed, 2022



Note: Among firms offering health benefits, the plan with the largest enrollment at 87% of small firms (50-199 workers) and 96% of large firms (200 or more workers) cover telemedicine. Small firms have 50-199 workers and Large Firms have 200 or more workers. Percentages may not add up to 100% due to rounding.

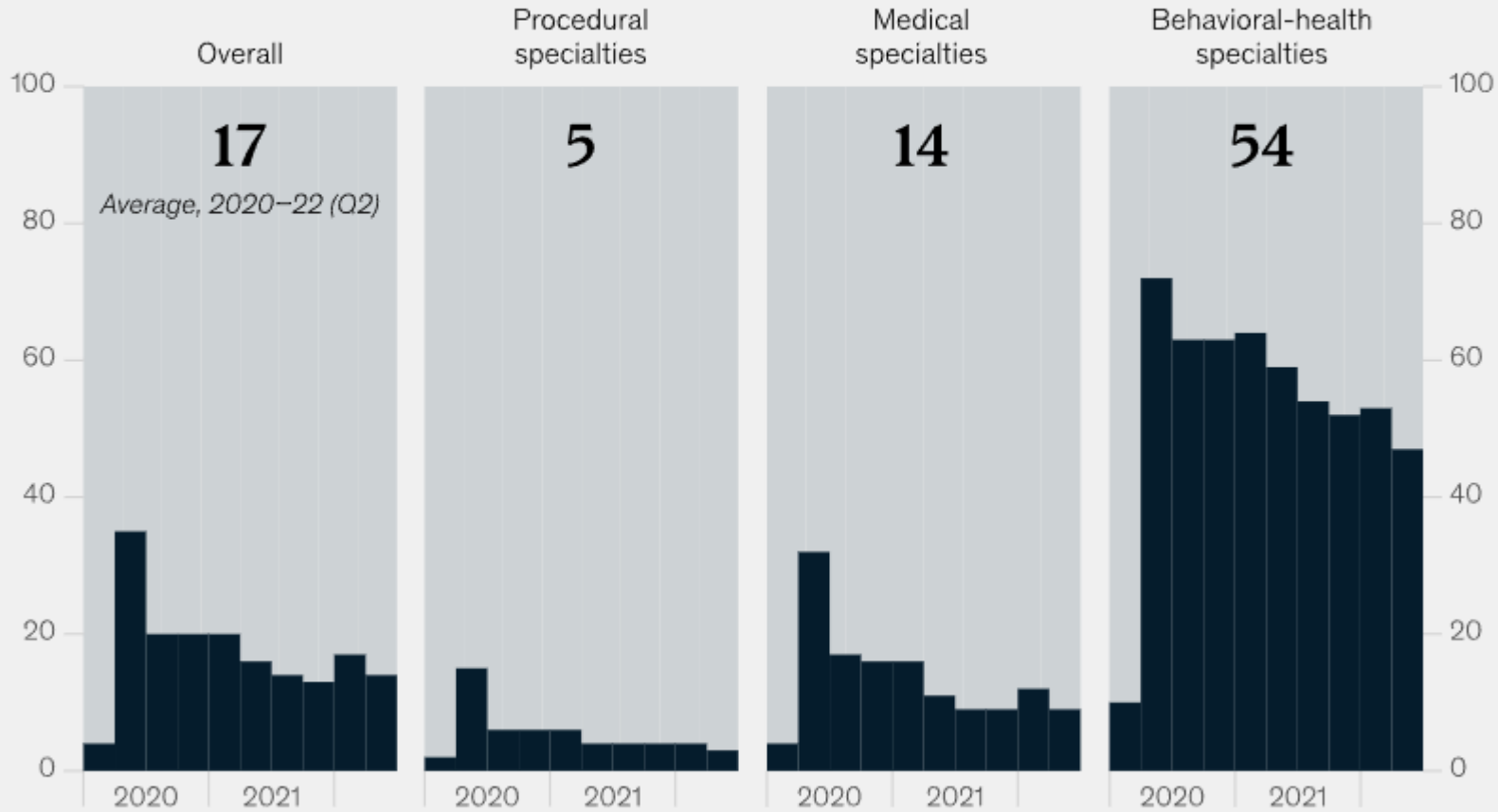
Source: 2022 KFF Employer Health Benefits Survey • [Get the data](#) • PNG

Peterson-KFF
Health System Tracker

90% of Employers also felt telehealth will be important from providing access for BH, PC and specialty care and in remote settings.

Most healthcare specialties had an uptick in virtual-care adoption, but virtual visits for behavioral health stabilized at a higher level relative to its peak.

Share of healthcare visits in US that are virtual, by type, quarterly, %



Source: Compile; McKinsey analysis

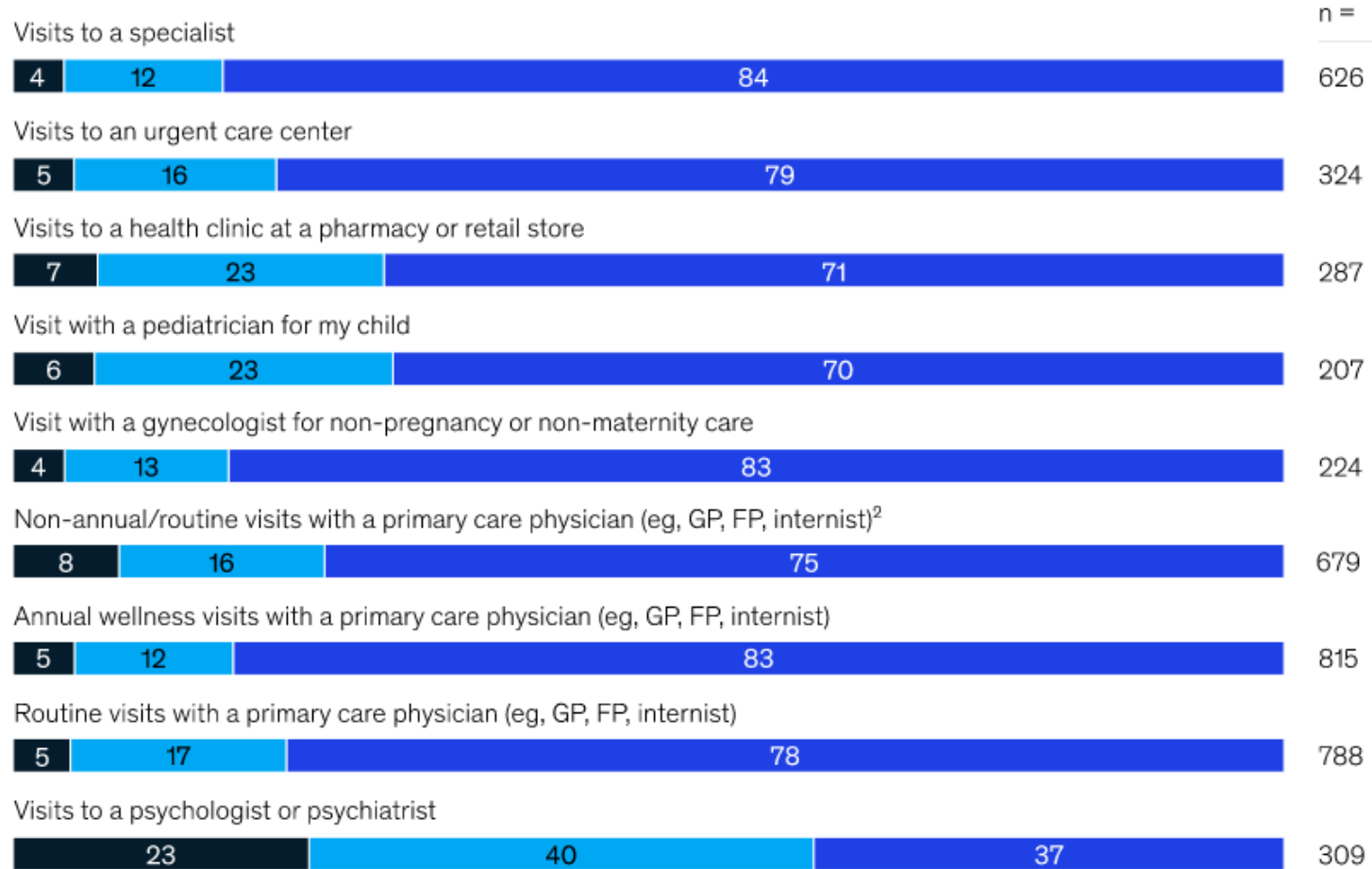
McKinsey & Company

Most recent care received utilized telemedicine, with some moderate increases since January.

Modality of most recent appointment by setting, current as of June 14, 2021

Respondents who reported receiving care in the specified setting (sample size varies by row),¹ %

■ Telephone ■ Telemedicine ■ In-person



APPT1. For each of the following types of care below, indicate whether your most recent appointment was either at an in-person appointment, or an online/video visit with a physician (eg, Doctor on Demand, Skype, FaceTime); also called telemedicine, or a telephone (voice call) appointment.

¹ Figures may not sum to 100%, because of rounding.

²FP, family physician; GP, general practitioner.

Source: McKinsey COVID-19 Consumer Survey 1/15/2021, 6/14/2021

Telehealth Usage and Trends

Apr 14, 2021-
Aug 8, 2022

ASPE Issue Brief: Updated National Survey Trends in Telehealth Utilization & Modality (2021-2022)

Image: Road to Mt. Lemmon, AZ
(personal photo)



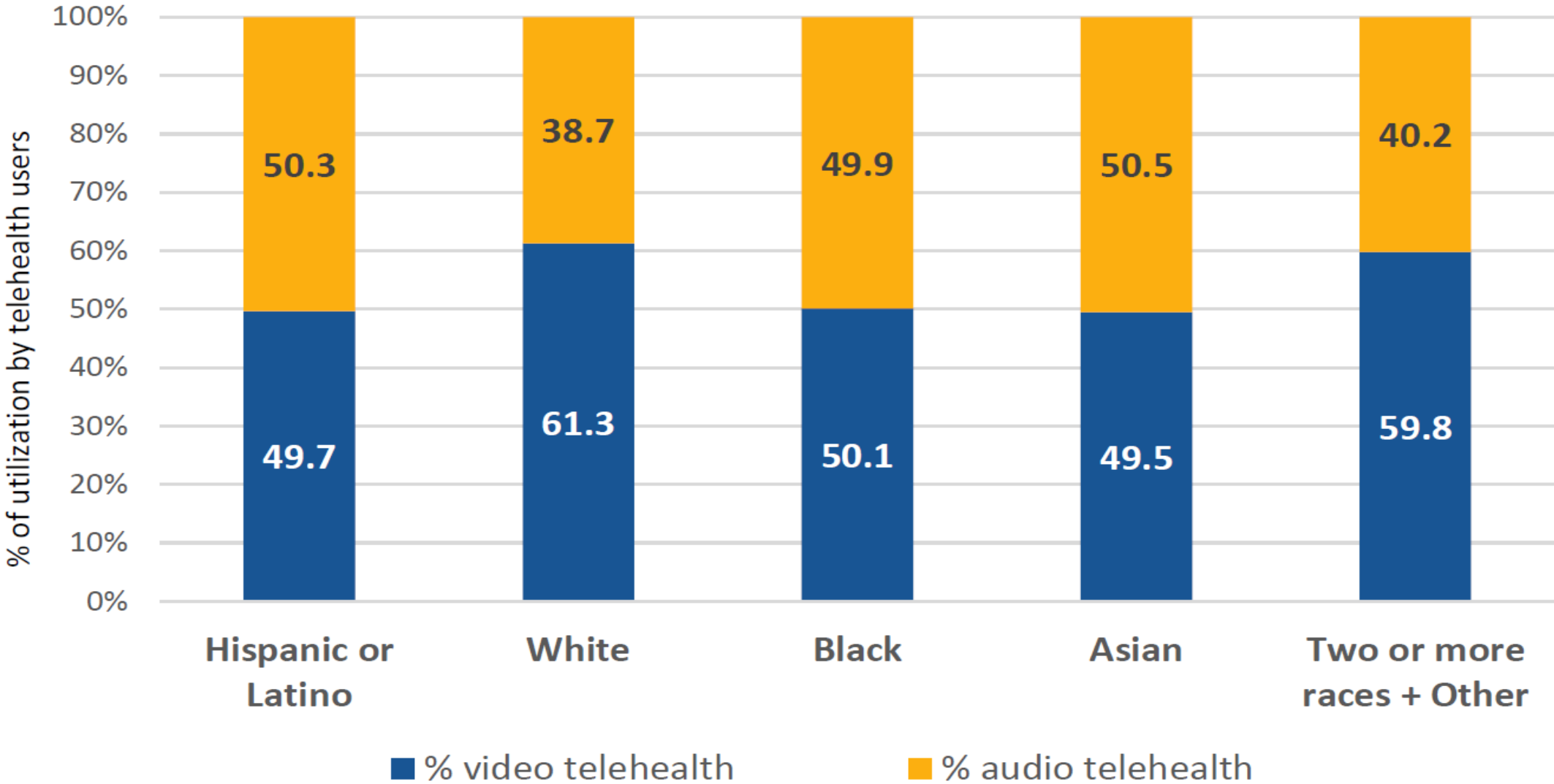
ARIZONA
TELEMEDICINE
PROGRAM



Telehealth Usage & Trends: Apr 2021- Aug 2022

- Usage varied between 20.5% and 24.2%; TH use > 20% for all groups
- Usage **lowest** among uninsured (9.4%), ages 18-24 (17.6%), Midwest (18.7%)
- Usage **highest** among
 - M-Caid (28.3%) and M-Care (26.8%) beneficiaries
 - Black individuals (26.1%)
 - Those with incomes < \$25,000 (26.4%)
- Hispanic or Latino, Black and Asian individuals were more likely to use TH, **but used audio more often** than White individuals (**disparities among subgroups**)
- Needed: Further study on disparities regarding access, resource/technology availability (ex: video vs audio), technical literacy training

Telehealth Use by Modality



Telehealth Satisfaction

ARIZONA
TELEMEDICINE
PROGRAM


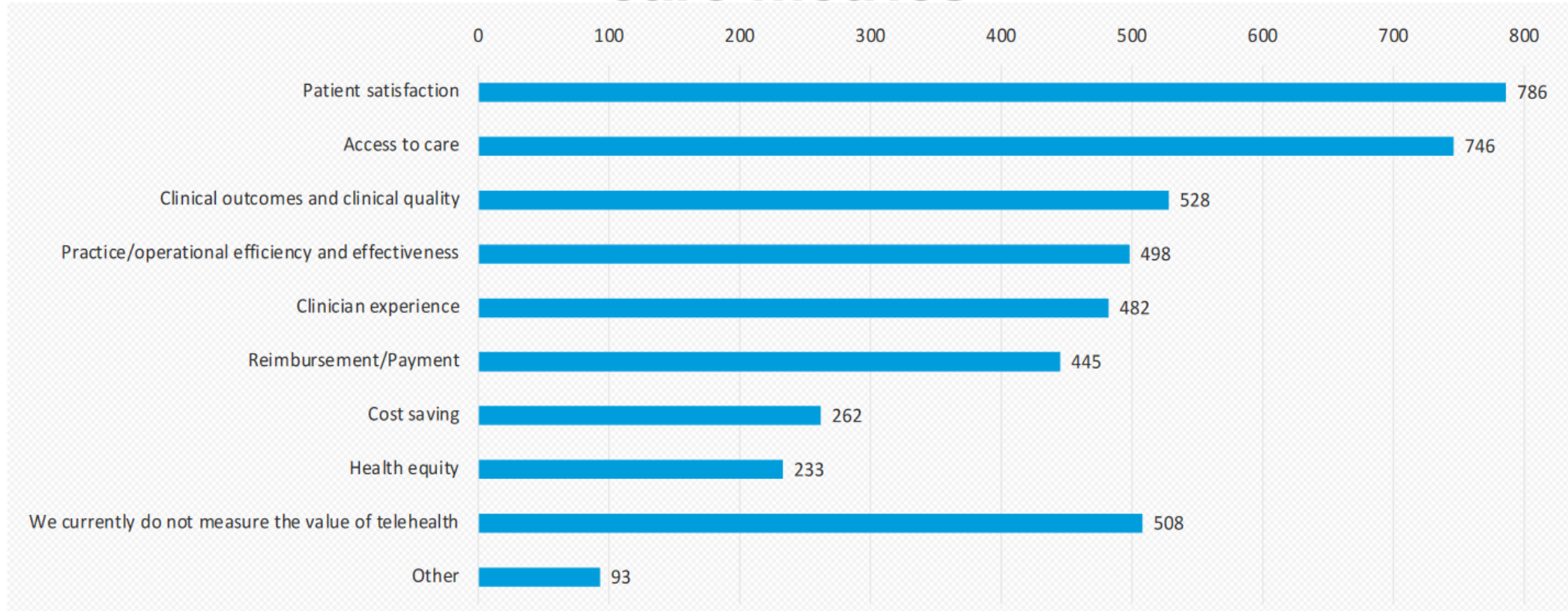


Image: Road to Mt.
Lemmon, AZ
(personal photo)

Most practices are measuring the value of telehealth via patient satisfaction and access to care metrics



How do you currently measure the value of telehealth in your practice or organization? N=1,558

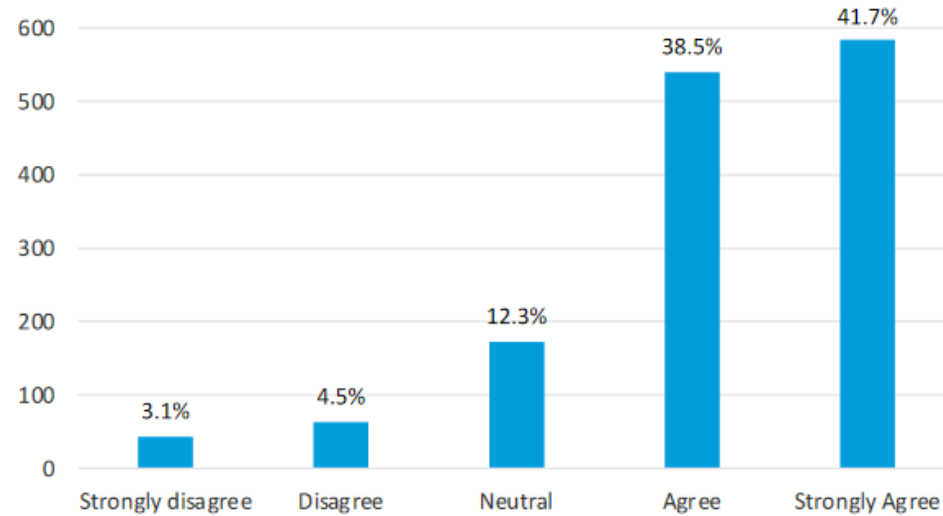
© 2022 American Medical Association. All rights reserved.

AMA | Physicians' powerful ally in patient care

Source: <https://www.ama-assn.org/system/files/telehealth-survey-report.pdf>

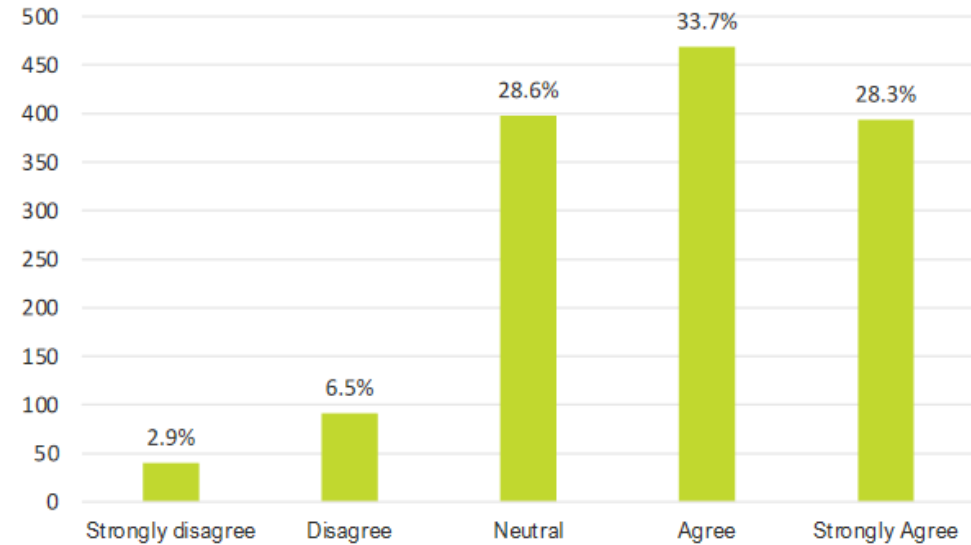
Telehealth offers *access to care* and convenience that contributes to *improved patient satisfaction*

>80% agree or strongly agree patients have better access to care since they began using telehealth



“Telehealth increased access for our specialty care. Reducing first visits to under 4-5 days compared to 4-5 months.”

62% of physicians agree or strongly agree their patients are more satisfied since using telehealth



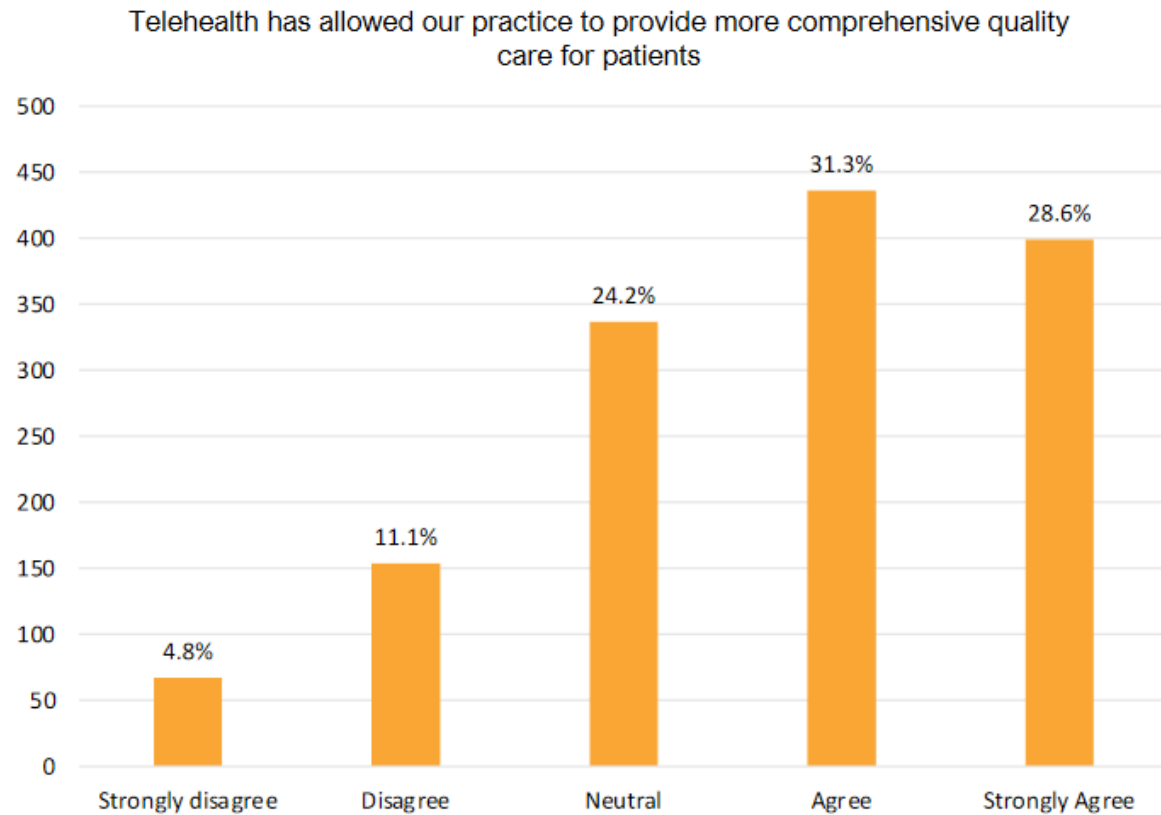
“Telehealth has been great for my patients with disabilities that impact their mobility. Transportation is a challenge for them, and I can see how they interact with their home environment, which is crucial for my job.”

To what extent do you agree or disagree with the following statements? Patients have better access to care since our practice began using telehealth. N=1,402

To what extent do you agree or disagree with the following statements? Patients have higher satisfaction since our practice began using telehealth. N= 1,392

Is there any additional insight or thoughts you would like to share regarding the impact of telehealth on you, your practice, or your organization?

Most physicians feel telehealth allows them to provide *more comprehensive quality care*



“As a pediatrician, it gives me an opportunity to see children and their families in a setting (home) in which they feel comfortable, and this sometimes reveals strengths of the family.”

“At-home blood pressure monitoring has enabled us to diagnose more white coat and masked hypertension”



To what extent do you agree or disagree with the following statements? Telehealth has allowed our practice to provide more comprehensive quality care for patients. N=1,393
Is there any additional insight or thoughts you would like to share regarding the impact of telehealth on you, your practice, or your organization?

ARIZONA
TELEMEDICINE
PROGRAM



Telehealth Practice Considerations



Image: Road to Mt.
Lemmon, AZ
(personal photo)

Continuing Challenges

- Telehealth adoption is still not uniform
 - Disparity in clinical conditions, demographic groups, geographic locations, income, resources/technology availability, tech literacy
- No nationwide uniform quality technical infrastructure
- Estimate >50 million in-person visits could be converted to telehealth if adoption was uniform across all segments.

Considerations for Practices

- Watch Payment Models
 - Value-Based Care
- Evolving Focus
 - Reducing Costs
 - Efficiency
 - Improved Access
- Integrate TH into care delivery
 - Digitally Enabled Care

Considerations for Practices

- Patient-Engaged Care:
 - Convenience, Access, Transparency
 - Create efficiencies for providers and patients (Keep it Simple)
 - Assist with set up services at in-person visit
 - Offer lower tech options (audio, check in texts)
 - Expand asynchronous options
 - Small outpost clinics (kiosks) for services

Considerations for Practices

- Evidence-based research
 - Quality Outcomes
- Convergence of IT, retail, providers, consumers
 - Amazon, Walmart, Pharmacies, Payers – **Competitors or Partners?**
- Work with your Marketing Team
 - Identify Strengths/Specialties that differentiate your practice
 - Identify/Build a loyal customer base and use for marketing
 - Strategic partnerships

Considerations for Practices

- Changes in Health Care Delivery
 - Comfort with all things technical (providers & consumers)
- Smaller, quicker, cheaper technology
- Mobility
- Increased demand
- Two areas of continued growth
 - Telemental Health
 - RPM/RTM

In Other News.....



Search

Submit a Complaint

[About OIG](#) ▾

[Reports](#) ▾

[Fraud](#) ▾

[Compliance](#) ▾

[Exclusions](#) ▾

[Newsroom](#) ▾

[Careers](#) ▾

[COVID-19 Portal](#)

[Return to Featured Topics](#)

Telehealth

Last Updated: 04-04-2022

Generally, telehealth is the remote or virtual delivery of health care services. Patients can receive a wide range of telehealth services, including check-ins with their primary care providers, mental health care, and specialty services. Similarly, telehealth can be provided through a wide range of technologies, including video chats, remote patient monitoring devices, and phone calls. The Department of Health and Human Services (HHS) has significant influence on how telehealth services are delivered and paid. For example, the Centers for Medicare & Medicaid (CMS) services establish payment and coverage



Share this Page



What is The Future of Telehealth?

It is still under construction!



Image: <https://pixabay.com/images/search/construction/>

References

- AHA Center for Health Innovation (2023). *The BUZZ, Market Scan, Health Care Disruption*. American Hospital Association. <https://www.aha.org/system/files/media/file/2023/02/The-Buzz>
- American Medical Association (2022). *2021 Telehealth Survey Report*. <https://www.ama-assn.org/system/files/telehealth-survey-report.pdf>
- Amin K., Rae M., Claxton G., Cox C. (2023, January 18). *Early in the pandemic, private insurer payments for telehealth and in-person claims were similar*. Peterson-KFF Health System Tracker. <https://www.healthsystemtracker.org/brief/telehealth-payments-similar-early-in-the-pandemic/>
- Lee, EC, Grigorescu V, Enogieru I et al (2023, Apr 19). *Updated Nationals Survey Trends in Telehealth Utilization & Modality (2021-2022)*. ASPE Office of Health Policy <https://aspe.hhs.gov/sites/default/files/documents/7d6b4989431f4c70144f209622975116/household-pulse-survey-telehealth-covid-ib.pdf>
- Becker's Hospital Review (2022, March 24). *10 biggest barriers to telehealth, as told by physicians*. <https://www.beckershospitalreview.com/telehealth/10-biggest-barriers-to-telehealth-as-told-by-physicians.html>
- Data CMS. (n.d.) Medicaid and CHIP and the COVID-19 Public Health Emergency. Preliminary Medicaid and CHIP Data Snapshot. <https://www.medicaid.gov/state-resource-center/downloads/covid-19-medicaid-data-snapshot-01312022.pdf>
- Data.CMS.gov (2021) *Medicare COVID-19 Telemedicine Snapshot*. Centers for Medicare and Medicaid Services. https://data.cms.gov/sites/default/files/2023-03/Medicare%20Telehealth%20Trends%20Snapshot%2020230308_508.pdf
- Eastburn J., Harris A., Nagarajan N., Rost J. (2023, January 9). *Is virtual care delivering on its promise of improving access?* McKinsey & Co. <https://www.mckinsey.com/industries/healthcare/our-insights/is-virtual-care-delivering-on-its-promise-of-improving-access>
- IMPACT: Virtual First Care (V1C) Directory (n.d.) <https://impact.dimesociety.org/v1c/v1c-directory/>
- McKinsey COVID-19 Consumer Survey (2021, January 15). *Most recent care received utilized telemedicine, with some moderate increases since January*. <https://www.mckinsey.com/industries/healthcare/our-insights/telehealth-a-quarter-trillion-dollar-post-covid-19-reality>
- Melchionna, M. (2023, January 12). *New Data Shows Telehealth Usage Drops by 4% Nationally*. mHealth Intelligence. <https://mhealthintelligence.com/news/new-data-shows-telehealth-usage-drops-by-4-nationally>
- Peterson KFF (2023, January 18) <https://www.healthsystemtracker.org/brief/telehealth-payments-similar-early-in-the-pandemic/>
- Rudich J., Conmy A., Chu R., Peters C., De Lew N., Sommers B. (2022, November 22). *State Medicaid Telehealth Policies Before and During the COVID-19 Public Health Emergency: 2022 Update*. ASPE Office of Health Policy <https://aspe.hhs.gov/sites/default/files/documents/190b4b132f984db14924cbad00d19cce/Medicaid-Telehealth-IB-Update-Final.pdf>

ARIZONA
TELEMEDICINE
PROGRAM



Thank you!

Questions?

Gail Barker

barkerg@arizona.edu