

Arizona Telehealth Policy Summit

Dan Derksen, MD

Associate Vice President for Health Equity, Outreach and Interprofessional Activities

Director, Arizona Center for Rural Health

PI: AZ State Office of Rural Health, AZ Rural Hospital Flexibility Program, AZ AHEC Program

University of Arizona Health Sciences

dderksen@arizona.edu



AZ Pop. Growth

AHCCCS Medicaid

Health Workforce

AZ Health Policy

10/24/2023 Dan Derksen MD





Arizona Population:

14th most populous state

Top 5 fastest growing state in pop., PHX #1 major city

Since 2000 AZ pop. grew by 2M (41%); US pop. (18%)

Largest AZ pop. growth was in ages 65 and older





COVID PHE enhanced FMAP opportunity for states
Continuous Enrollment Required (CER)

4/1/23 CAA allowed states to return to normal eligibility & enrollment processes

5/11/23 National COVID PHE officially ended

Arizona Medicaid – AHCCCS

Highest enrollment 3/1/23: 2.5M of AZ's 7.4M total pop.

By 10/1/23 more than 300,000 lost Medicaid coverage

Estimated that 500,000 could lose AHCCCS coverage

AHCCCS – AZ Health Care Cost Containment System

CAA – Consolidated Appropriations Act

FMAP – Federal Medical Assistance Percentage – the non-federal match required to draw federal Medicaid funds

PHE – Public Health Emergency





AHCCCS Enrollment by Month

Month	3/1/23*	4/1/23**	5/11/23***	6/1/23	7/1/23	8/1/23	9/1/23	10/1/23
Total AHCCCS enrollment	2,527,141	2,492,034	2,472,270	2,357,454	2,306,212	2,279,212	2,264,547	2,220,416
Decrease from prior mo.		-35,107	-19,764	-114,816	-51,242	-26,502	-15,163	-44,131
Decrease from 3/1/2023		-35,107	-54,871	-169,687	-220,929	-247,431	-262,594	-306,725
% Decrease from prior mo.		-1.4%	-0.8%	-4.6%	-2.2%	-1.2%	-0.6%	-2.0%
% Decrease from 3/1/2023.		-1.4%	-2.2%	-6.7%	-8.7%	-9.8%	-10.40%	12.1%

Over 6 months 4/1 to 10/1/23 AHCCCS enrollment decreased
-306,725 (12.1%)

*3/23 month prior to AZ redetermination; **4/1/23 AZ began redetermination; ***5/1/23 National COVID PHE ended

Source: <https://www.azahcccs.gov/Resources/Reports/population.html>



National Medicaid Comparison



THE UNIVERSITY OF ARIZONA
MEL & ENID ZUCKERMAN COLLEGE OF PUBLIC HEALTH
Center for Rural Health

9.3M of the 94M (10%) U.S. Medicaid enrollees were disenrolled in the 50 states and DC as of 10/23/23

71% disenrolled for procedural reasons: e.g., outdated contact info, incomplete renewal packets

<https://www.kff.org/report-section/medicaid-enrollment-and-unwinding-tracker-overview/>

10/24/2023 Dan Derksen MD





Medicaid coverage loss could increase uninsured rate, uncompensated care

AZ Rural Health Safety Net Includes:

17 Critical Access Hospitals (CAHs)

52 Rural Health Clinics (RHCs)

21 Health Centers in 172 FQHC Sites

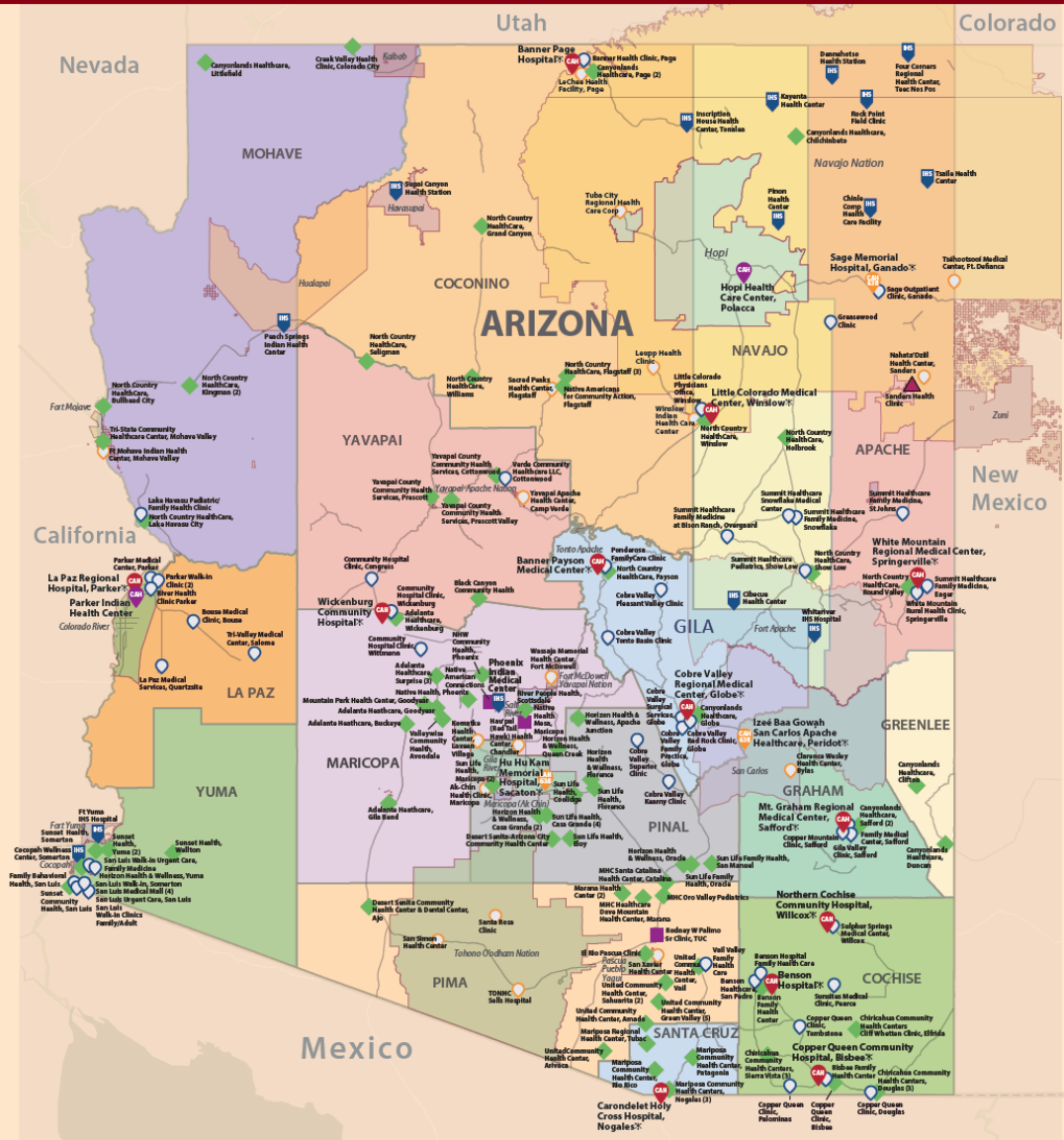
15 Indian Health Service Hospitals and Clinics

18 Tribal-operated (P.L. 638)

Rural Hospitals, Private Practices

<https://crh.arizona.edu/>

10/24/2023 Dan Derksen MD



- Critical Access Hospital (CAH) (12)
- CAH & Tribal Operated (PL 638 Site) (3)
- Critical Access & IHS Hospital (2)
- Federally Qualified Health Center (72)
- Independent Tribal (1)
- Indian Health Service (15)
- Rural Health Clinic (48)
- Tribal Operated (PL 638 Site) (18)
- Urban Indian Health Center (4)
- SHIP participating hospitals (15)



AZ Lags in Physician & Resident (GME) FTEs

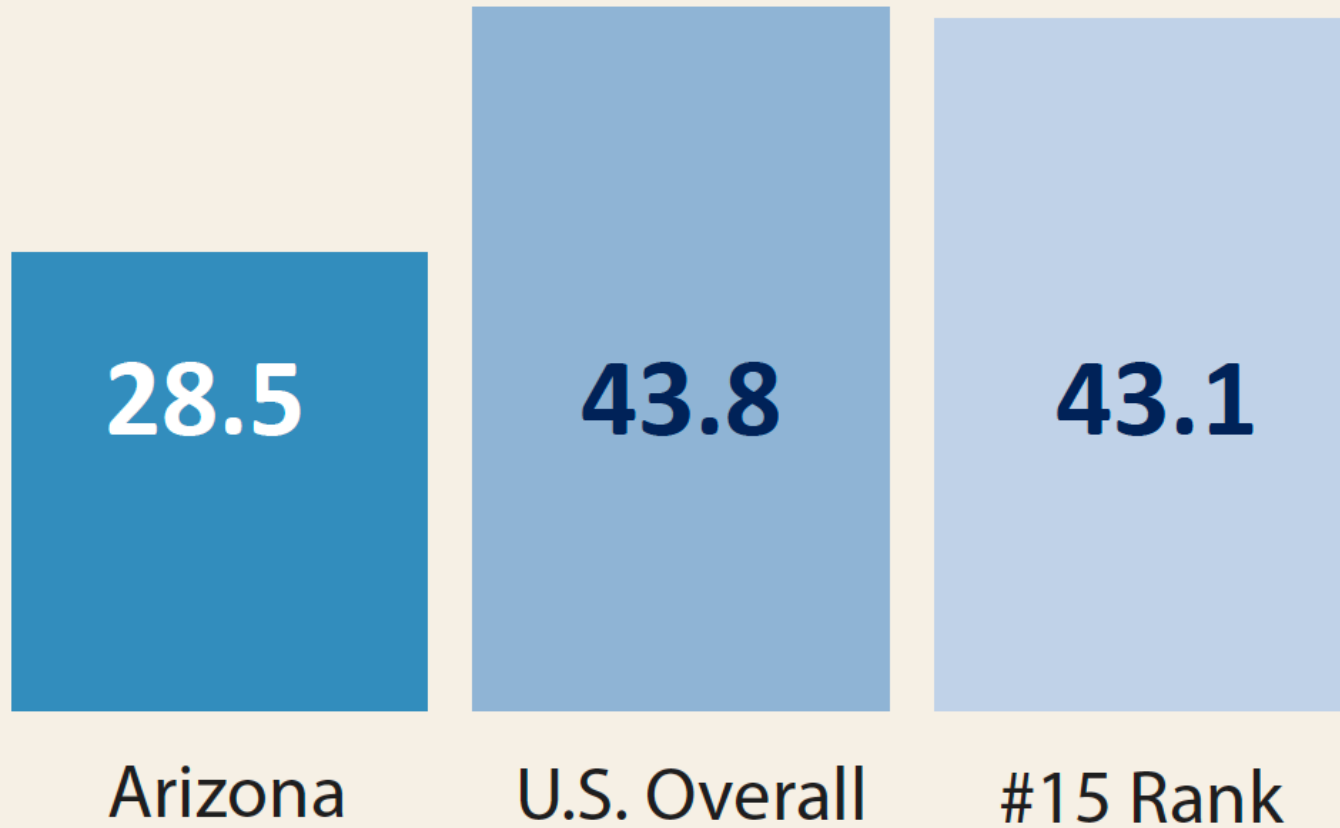
Factors: Rapid Population Growth + Cap on
Subsidized Residency Slots (Medicare GME) 1997

AZ #42 PCP per 100,000 pop: AZ 80 (US 95)

AZ #31 total physicians/100,000: AZ 252 (US 287)

AZ # 37 in residency FTEs per 100,000

Resident (GME) Physicians Full Time Equivalents (FTEs) per 100,000 pop., 2021

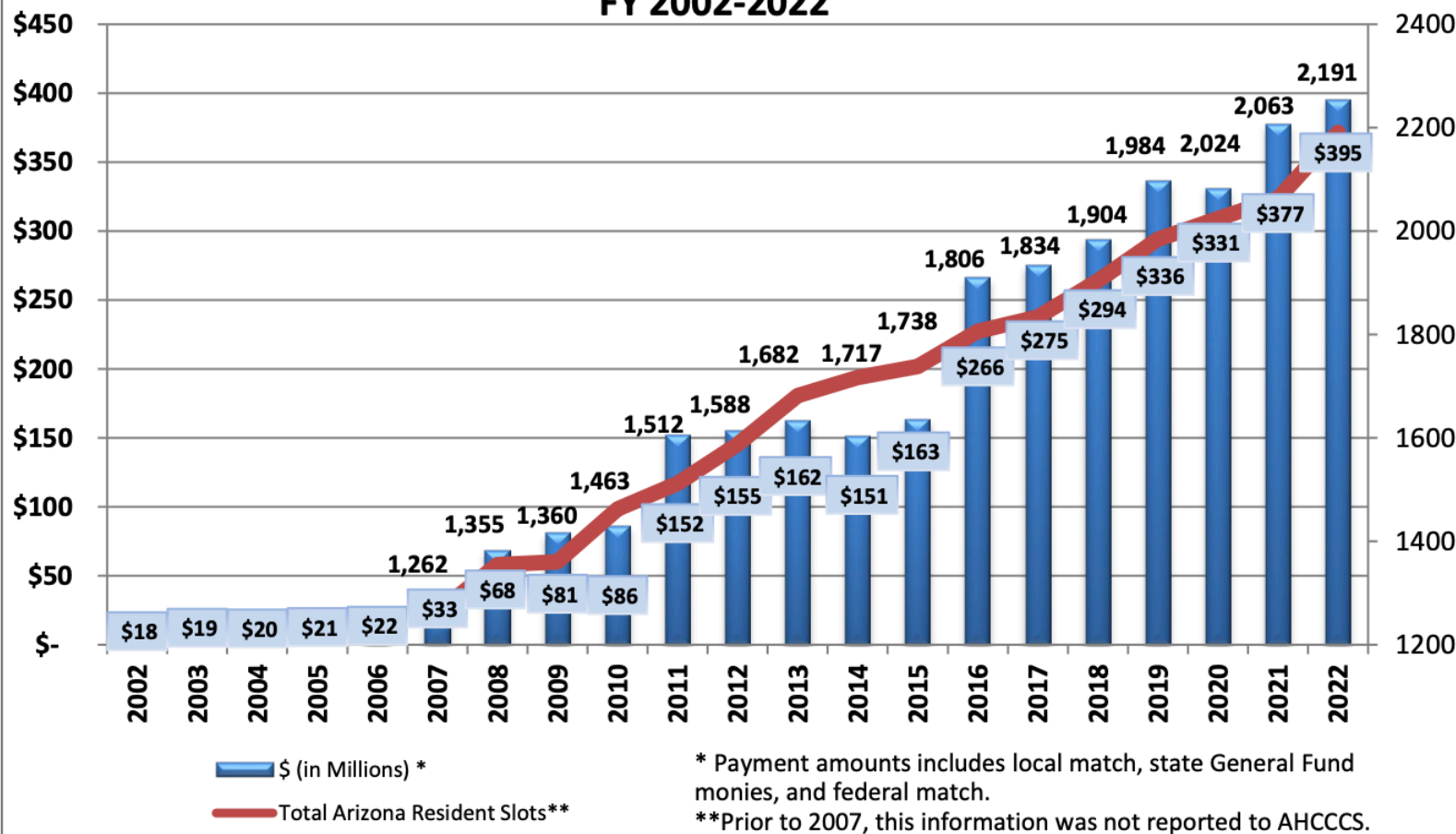


The University of Arizona
Health Sciences

Low # of GME FTEs is a major barrier to address AZ shortages

Arizona needs 1,100 GME positions to get to where we should be for our pop.

AHCCCS GME Funding FY 2002-2022



\$395M AZ Medicaid GME
2,191 AZ GME FTEs 2022
AZ Rank #5 Medicaid GME

No Cap on Medicaid GME Slots -
 Non-federal Match Required to Draw
 Federal Medicaid GME

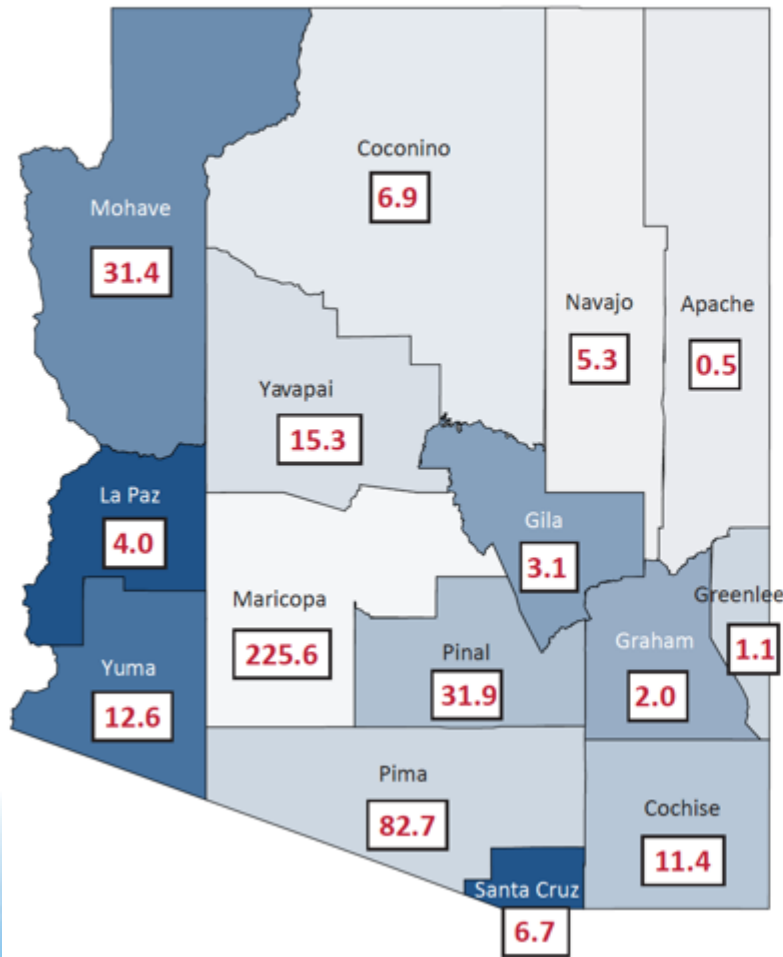
Federal Medicaid Assistance Percentage
 (FMAP) was 75.76% in FY 2023
 For each state \$1, FMAP multiplier \$3.13

FY 2024 FMAP is 66.29%, \$1.97 multiplier

https://www.azahcccs.gov/shared/Downloads/Reporting/2023/AHCCCS_GME_Report.pdf

Largest physician shortages in AZ are in primary care

Percent Living in Primary Care Shortage Areas (HPSAs) and Number of Providers Needed to Eliminate Shortage (2023)



667 total PCP FTE needed to eliminate current shortages

667 Total PCP FTE needed

Designated HPSA

497
PCP FTE
needed

Proposed for
withdrawal HPSAs

170

1,941
PCP FTE
needed by
2030

Gov. Hobbs (AZ) signed SB1727 in the 2023 session:
\$5 Million to AzAHEC system to establish primary care residency (GME) programs in community health centers, rural health clinics, tribal health facilities in health professional shortage areas (HPSAs)

Recommendations for 2024 session:

- Establish rural preceptor tax credit
- Cover nonfederal match for Medicaid GME in HPSAs, rural safety net sites





Daniel Derksen, MD, is the University of Arizona Health Sciences Associate Vice President for Health Equity, Outreach & Interprofessional Activities. He is a Professor of Public Health in the Mel and Enid Zuckerman College of Public Health with joint appointments in the College of Medicine and the College of Nursing. His current service, education and research activities include informing legislative, regulatory and program policy to improve access to health care and health insurance coverage; narrowing health disparities; developing, implementing and evaluating interprofessional service-learning sites; and working to assure a well-trained and distributed health workforce to meet the health needs of all Arizonans.

Contact: dderksen@arizona.edu

