

ARIZONA
TELEMEDICINE
PROGRAM



Survey of Telehealth Use & Barriers in Arizona: How This May Affect Future Policy



Elizabeth A. Krupinski, PhD
Associate Director of Evaluation ATP
Co-Director SWTRC

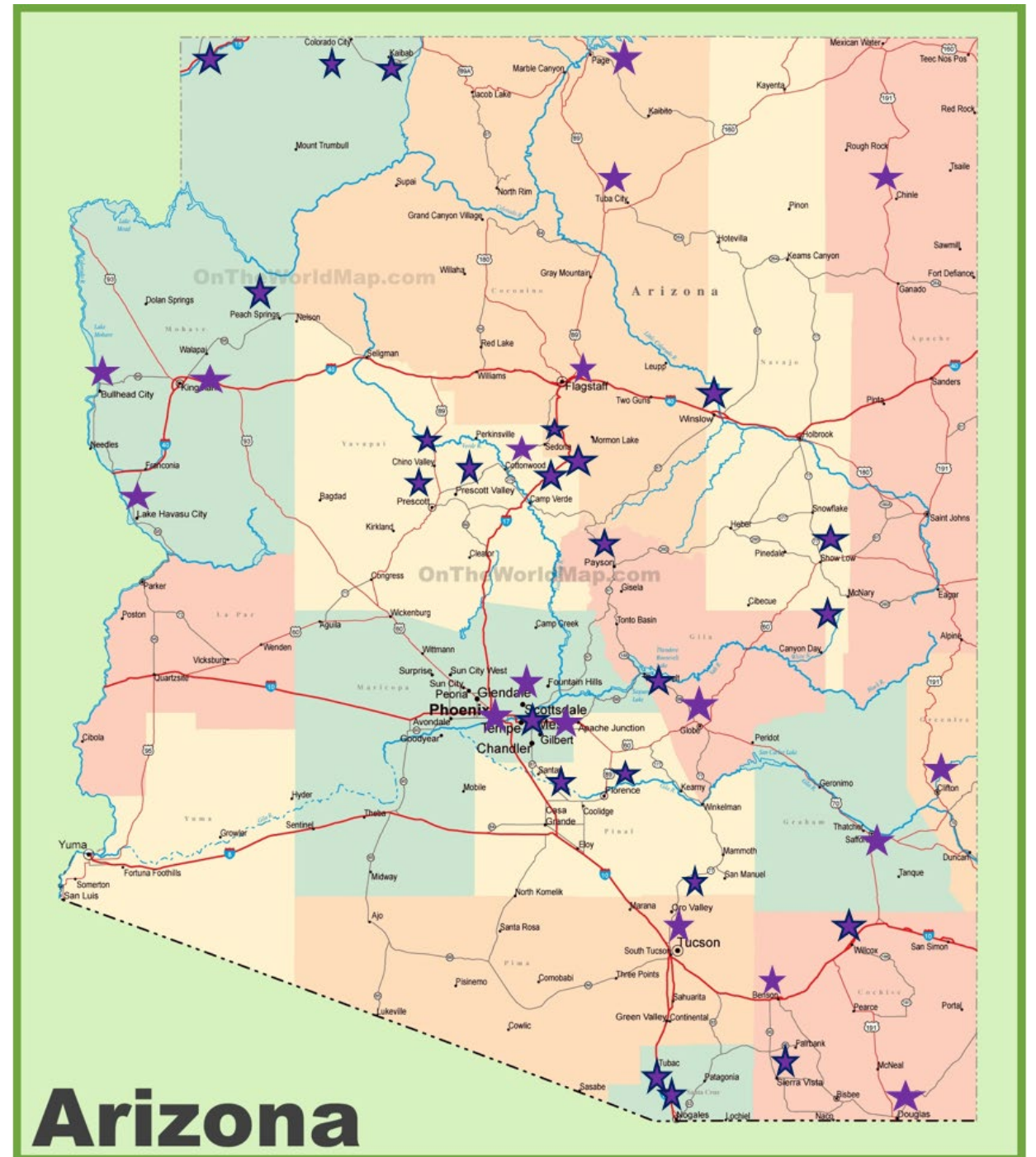
Goal & Methods

- **Gather information to inform key healthcare stakeholders about telemedicine & telehealth use & needs in our state**
- **Developed survey & piloted with select set organizations to get feedback & validate**
- **Distributed to Northern AZ sites Spring 2019**
- **Followed up with in-depth phone surveys**
- **Distributed across Northern & Southern AZ**
- **Copy of survey on your thumb drive**

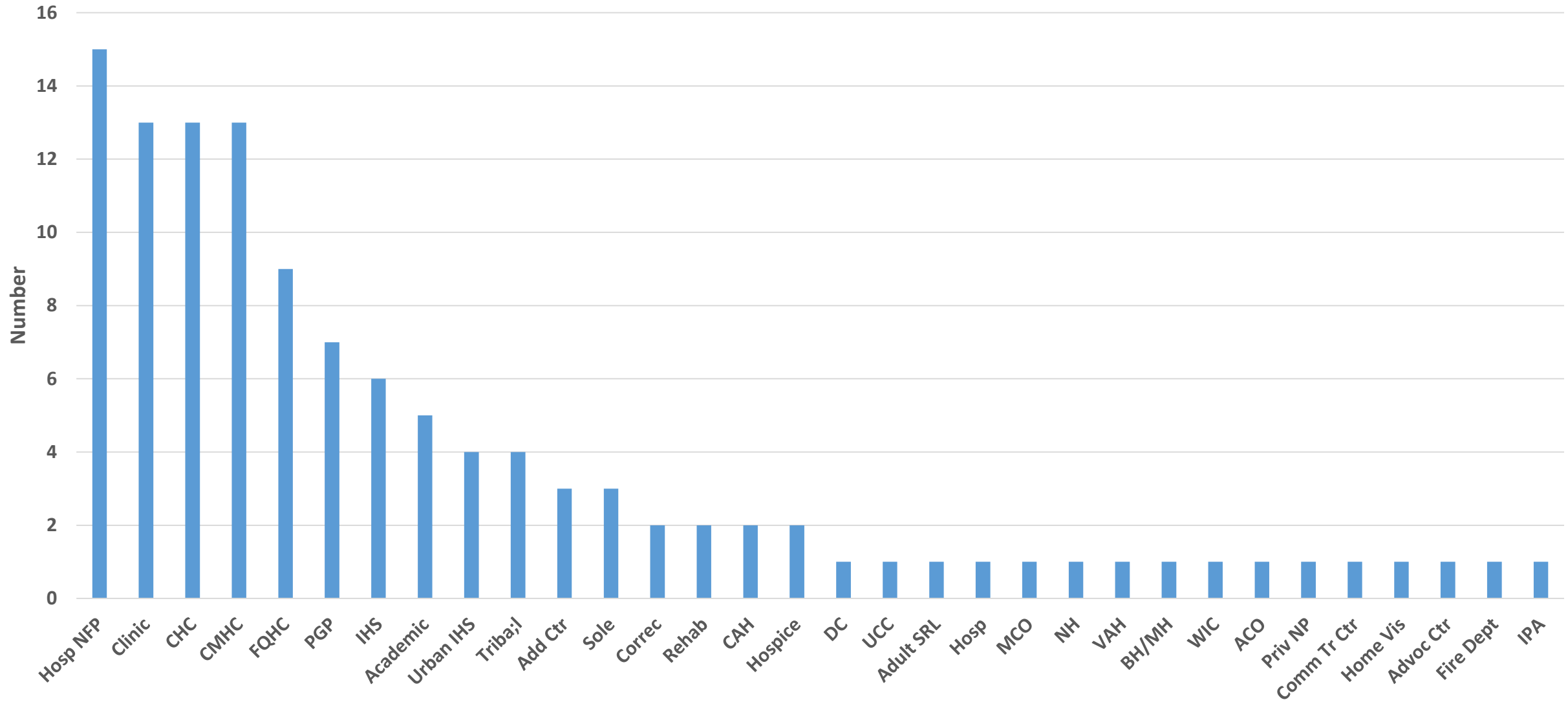
80 unique survey responses

1) each star may represent multiple organizations

2) some organizations have multiple sites

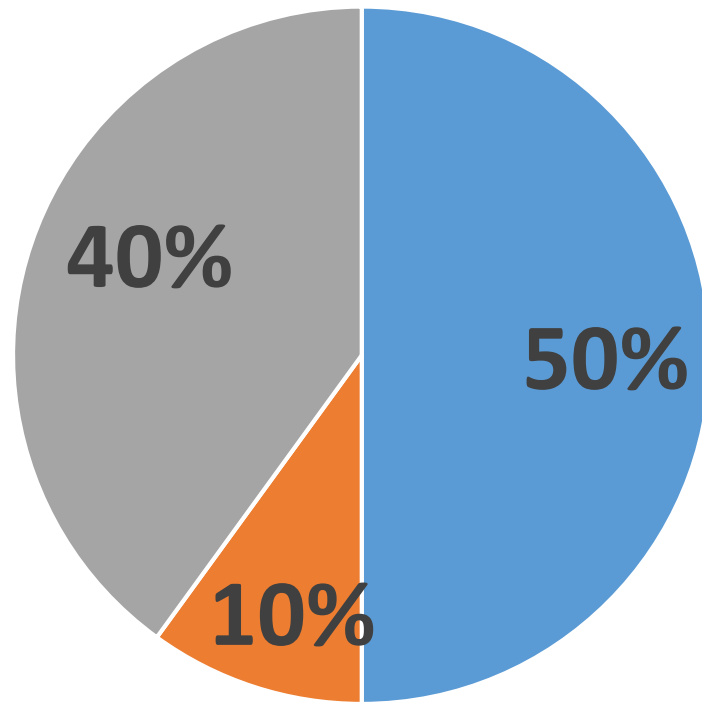


Type Institution



- 59% (n = 47) provide TH services
- 25% (n = 20) receive TH services

**Total est # cases 2017-2018:
113,876
Mean = 2920
(SD = 6227, range = 10 – 27,000)**



**For those outsourcing:
Mean # outsourced
organizations = 2.93
(sd = 1.19; range = 1 – 10)**

■ Own Providers ■ Outsourced ■ Combination

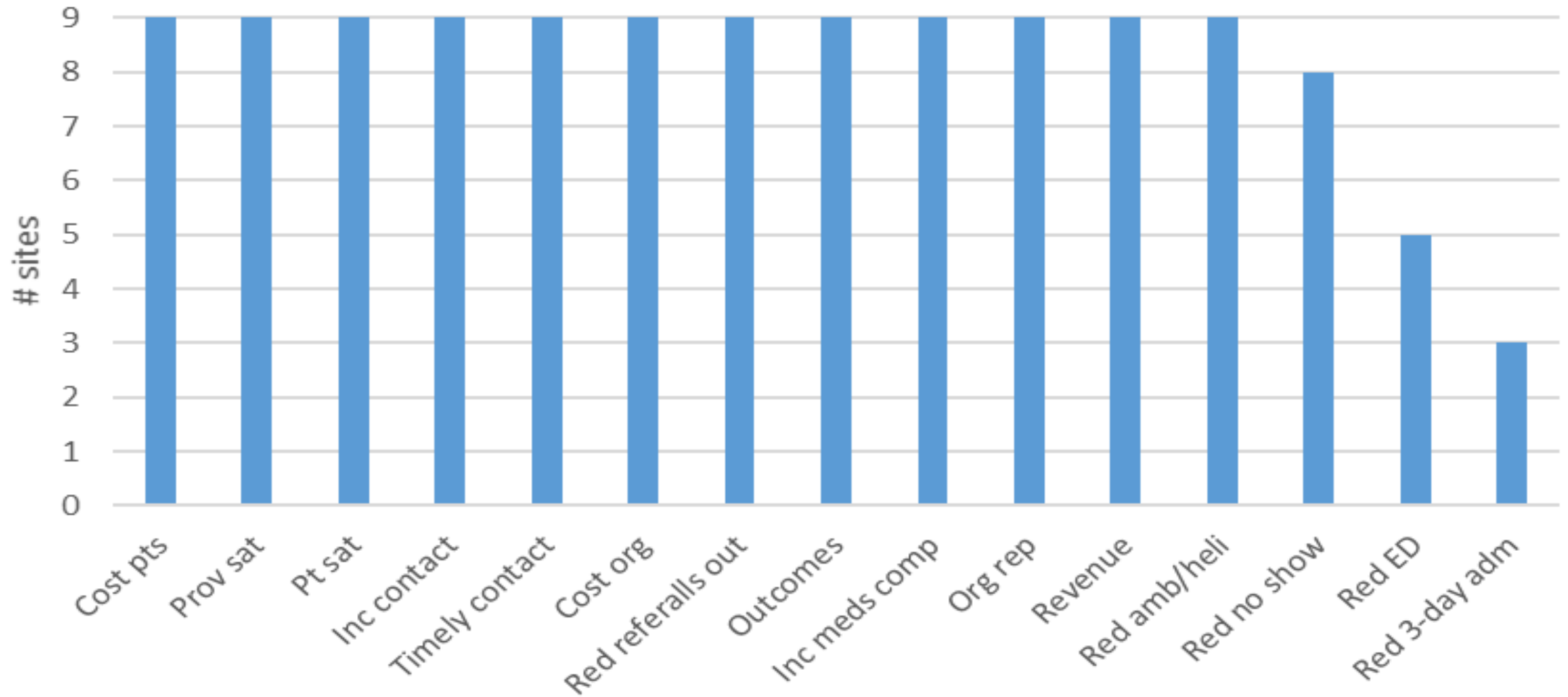
Specialty	# Organizations Offering	# Organizations Considering
Addiction	6	8
Allergy	1	4
Audiology	1	2
Bariatric	1	2
Behavioral/Mental Health	25	26
Burn	1	2
Cardiology	3	6
Chronic Disease Management	4	9
Dementia	0	1
Dentistry	2	2
Dermatology	7	3
Diabetes	5	7
Endocrinology	6	3
Fertility	1	0
Gastroenterology	3	2
Genetics/Genetic Counseling	2	4
Geriatrics	1	4
Gynecology	0	1
Hematology	1	1
Hepatology	0	1
Home Care	2	2
Hospice	1	2
Hospitalist	0	1
ICU	2	5
Infectious Disease	2	5
Integrated Care	1	6
Internal Medicine	2	2
Laboratory	0	2
Long Term Care	0	1
Marijuana Authorization Card	1	0
Maternal	1	0
Menopause	1	0
Mobile Health	1	4
Naturopathic	0	1
Nephrology	1	2
Neurology	7	4

Neuropsych	1	2
Neurosurgery	1	1
Nursing	4	2
Nutrition	5	11
Obstetrics	0	3
Occupational Therapy	0	1
Ophthalmology	2	0
Orthopedic Surgery	1	3
Otorhinology	0	1
Pain Management	5	2
Pathology	1	3
Patient Monitoring (Remote)	4	9
Pediatrics	6	3
Peer Support	0	1
Pharmacy	4	3
Physical therapy	2	1
Preventive Care	4	8
Primary Care	12	11
Psychiatry	20	18
Psychology	6	3
Pulmonology	2	2
Radiology	4	2
Rehab	1	1
Rheumatology	2	3
Sleep Medicine	2	1
Social Work	1	0
Speech Language	1	1
Stroke	3	4
Substance Abuse	3	4
Surgery	2	1
Trauma	0	4
Urgent Care	4	2
Urology	0	5
Weight Control	4	4
Women's	1	0
Wound	1	4

Mean #/org = 3.91 (SD = 3.98, range = 1 – 19)

#1 2017	#2 2017	#3 2017	#1 2018	#2 2018	#3 2108
Radiology (175,000) Pain (15810) Gastro (9276) Primary Care (4580) Psychiatry (4271) Tele-ICU (1836) RPM (517) BH/MH (500) Other Lic MH (226) Ophthalmology (200) Ortho (200) Stroke (150) Dentistry (150) Psychology (95) Geriatrics (80) Menopause (4)	BH/MH (1221) Stroke (751) Rheum (400) Endocrin (327) CDM (138) Family Prac (88) Hem/Onc (40) Primary Care (20) Neurology (15) Fertility (3) Addiction (3)	Stroke (494) Nephrology (34) Neurology (25) Wound Care (25) Psychiatry (20) Dermatology (20) Develop Peds (16) Home Health (12) General Health (3) Sub Abuse (2)	Ophthal (13,000) Prim Care (6841) Psychiatry (1076) RPM (1056) BH/MH (530) Gastro (176) Tele-ICU (150) Dentistry (150) Stroke (150) Menopause (4)	BH/MH (1939) Nephrology (392) Children's (337) Hem/Onc (50) Neurology (19) Fertility (3)	Stroke (661) CDM (50) Neurology (40) Home (16) Derm (10)

Telemedicine Benefits

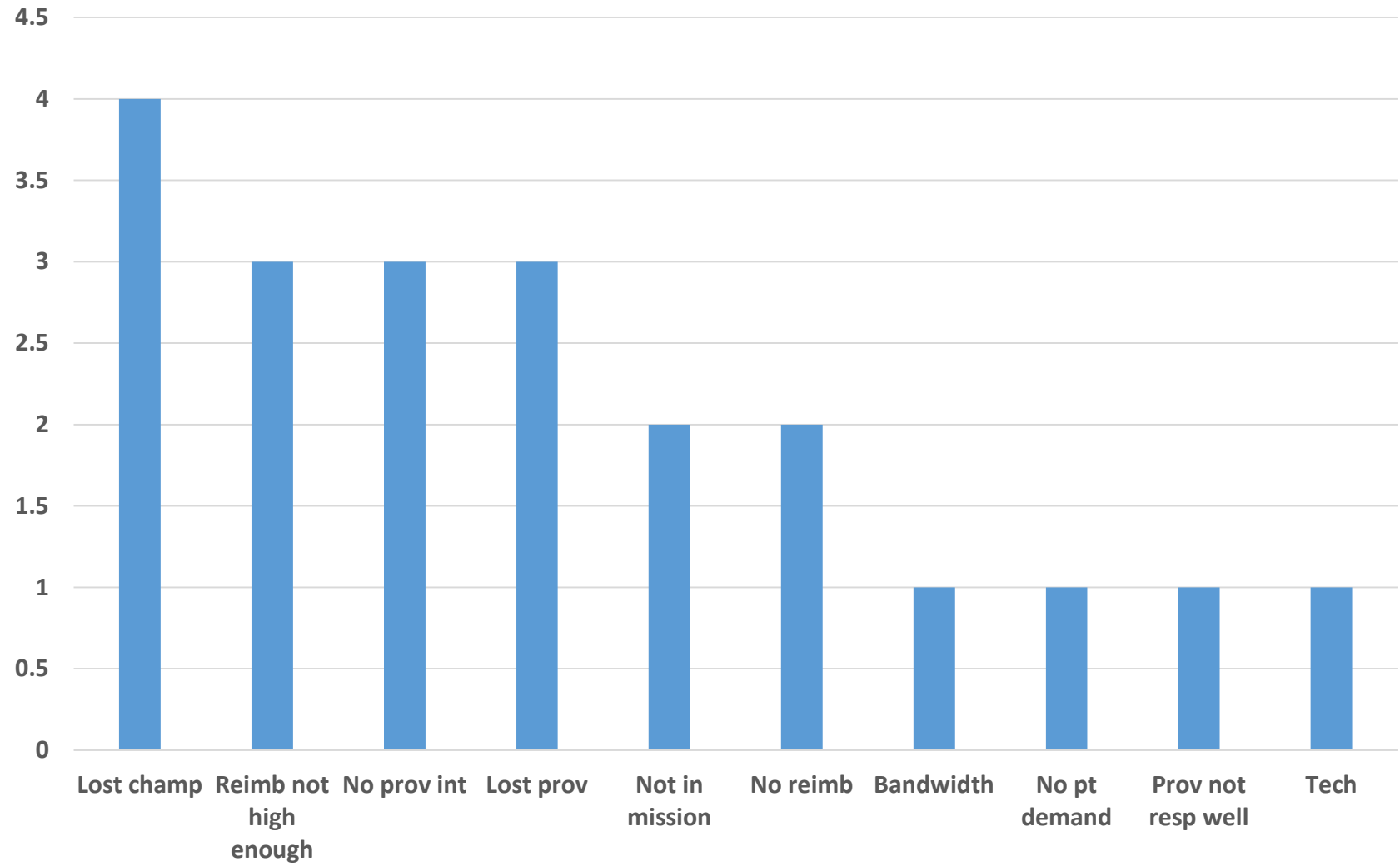


Reimbursement

- Is your organization ever reimbursed a different amount for the same service provided via telemedicine vs. in person? **62% (n = 26) = yes**
- When you bill for services, approximately what percentage, overall, of your organization's telemedicine services get reimbursed by payers (excluding teleradiology)? **Mean = 63% (sd = 45, range = 0-175)**
- On average (across all payers), approximately what percentage of the overall in-person reimbursement rate does your organization receive for the same services provided via telemedicine (excluding teleradiology)?
Mean = 71% (sd = 44, range = 0-180)

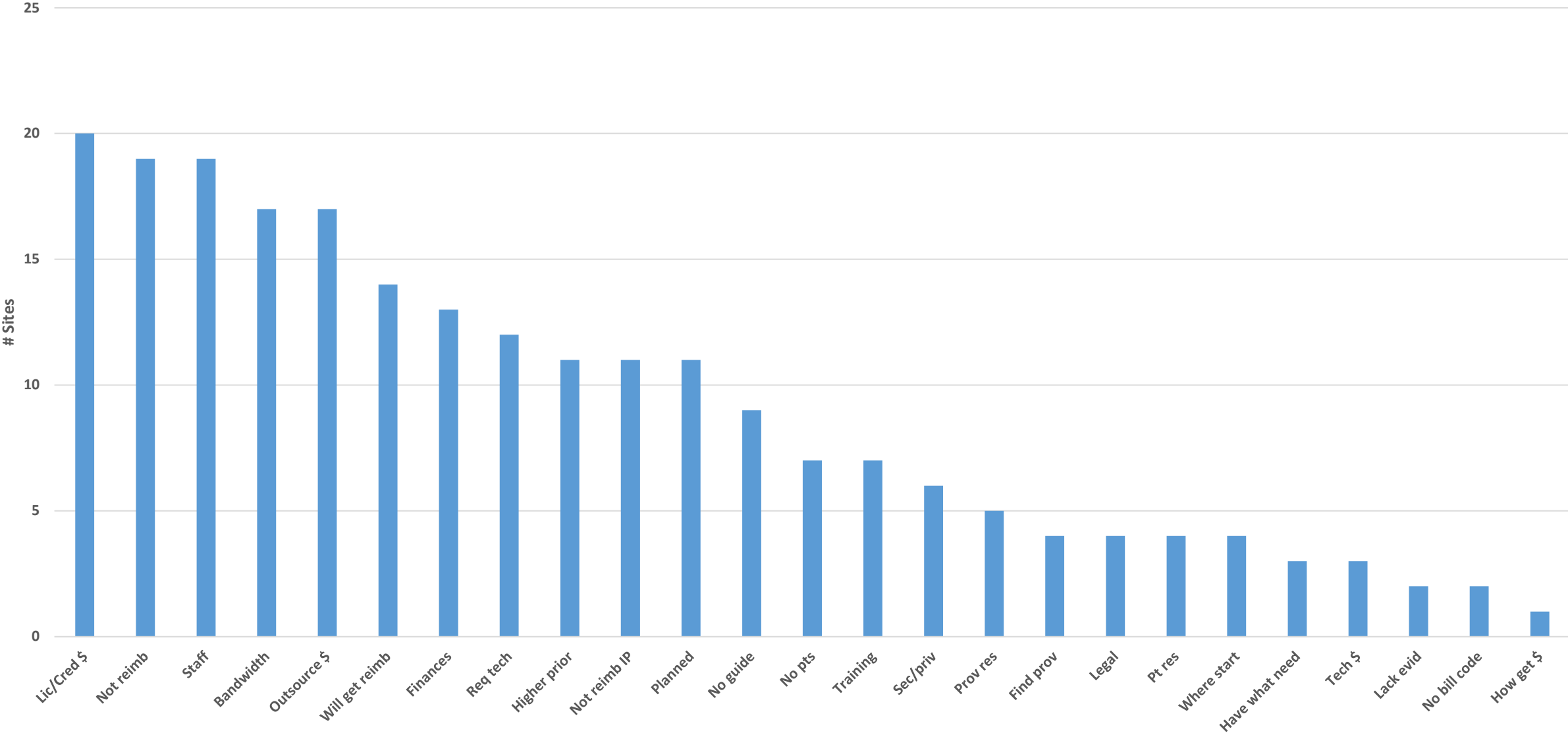
Stopped Providing TH Services

• 19% (n = 9)



■ Series 1

Reasons Not Providing or Expanding Telemedicine Services



Interview Themes

- **Everyone (doing & not) see benefits TH & plan to engage/extend**
- **Drivers: service needs, staffing, pt demand, prov demand**
- **Challenges: logistics, personnel, platform choices, \$\$, reimbursement concerns, legal/liability concerns, time, lic/cred hassles, turnover & training, EHR integration**



Conclusions

- AZ is a leader in TH with numerous & varied programs
- Hundreds of thousands of pts benefitted past 20+ years
- More sites providing, receiving & planning TH
- Challenges exist but current policies are facilitating as will future



Thank you!

For more information

swtrc@telemedicine.arizona.edu

ekrupin@emory.edu

